

Radiative decay of neutron-unbound intruder states in ^{19}O

R. Dungan, S. L. Tabor, Vandana Tripathi, A. Volya, K. Kravvaris, B. Abromeit, D. D. Caussyn, S. Morrow, J. J. Parker IV, P.-L. Tai, and J. M. VonMoss

Department of Physics, Florida State University, Tallahassee, Florida 32306, USA

(Received 23 October 2015; revised manuscript received 15 December 2015; published 22 February 2016)

The $^9\text{Be}(^{14}\text{C}, \alpha\gamma)$ reaction at $E_{\text{Lab}} = 30$ and 35 MeV was used to study excited states of ^{19}O . The Florida State University (FSU) γ detector array was used to detect γ radiation in coincidence with charged particles detected and identified with a silicon ΔE - E particle telescope. γ decays have been observed for the first time from six states ranging from 368 to 2147 keV above the neutron separation energy ($S_n = 3962$ keV) in ^{19}O . The γ -decaying states are interspersed among states previously observed to decay by neutron emission. The ability of electromagnetic decay to compete successfully with neutron decay is explained in terms of neutron angular momentum barriers and small spectroscopic factors implying higher spin and complex structure for these intruder states. These results illustrate the need for complementary experimental approaches to best illuminate the complete nuclear structure.

DOI: [10.1103/PhysRevC.93.021302](https://doi.org/10.1103/PhysRevC.93.021302)

The decay mode(s) of a nuclear quantum state is (are) one of its most important properties after energy. Usually nuclear decay follows the hierarchy of the fundamental forces of nature. Decay by emission of one or more particles mediated by the strong nuclear interaction is normally the dominant mode for those states unbound to particle emission. Bound excited states usually decay by emission of electromagnetic radiation to the ground state. The ground state, in turn, decays much more slowly by β decay mediated by the weak nuclear interaction until the lowest energy neutron-to-proton ratio has been reached. Of course, there are exceptions: Lower energy charged particle decay from unbound states is inhibited by the Coulomb barrier, and large spin change or low emission energy can inhibit γ decay so much that β decay occurs first. Even decay by neutrons which face no Coulomb barrier can be inhibited by large spin change, as is well known in high-spin spectroscopy of medium and heavy nuclei. However, based on the simple picture of barrier penetrability, neutron decay is usually assumed to dominate over radiative decay when angular momentum barriers are not very high. But Fermi's golden rule [1] states that the decay rate is the product of the coupling strength, the density of final states, and the matrix element between the wave function of the parent state and the daughter state [usually called spectroscopic factor (S)]. What is often overlooked is that this latter factor due to the nuclear structure may be more instrumental than the angular momentum barrier in limiting neutron decay rates below those of electromagnetic decay. Examples are states with complex structure often involving intruder configurations.

The role of factors beyond barrier penetrability is highlighted by observations reported in this paper of the decays of unbound states in ^{19}O populated in the $^9\text{Be}(^{14}\text{C}, \alpha\gamma)$ reaction which favors higher spin states, which are typically more complex and may involve intruder configurations. The importance of ^{19}O with a closed major proton shell and an exactly half-filled neutron $d_{5/2}$ orbital has been recognized with over half a century of investigations [2–18]. In spite of this record, we were surprised to discover that six states from 368

to 2147 keV above the neutron threshold decay predominantly or totally by γ radiation (Fig. 1). Five of these states had been previously reported [12,18] in $^{13}\text{C}(^7\text{Li}, p)$ reaction studies which also favor higher spin states, but no γ detection was used in those works. Many neutron-decaying states in ^{19}O were observed in an $^{18}\text{O} + \text{neutron}$ resonance experiment [13]. There is no evidence above statistical uncertainties for the γ -decaying states reported here in the neutron resonance spectrum [13], implying Γ_n widths much less than a keV. The γ -decaying states lie interspersed among the neutron-decaying ones, leading to one of the clearest pictures of the competition between neutron and radiative decay in light nuclei and emphasizing the need for different experimental approaches to gain a clear picture of nuclear structure, especially more exotic intruder states.

Barrier penetrability alone cannot explain the difference between neutron- and γ -decaying states since the spins of the γ -decaying ones cannot be very high due to their decays to known states in ^{19}O with spins of $3/2^+$ to $9/2^+$. They must have significantly smaller S values for neutron decay, presumably due to more complex structure.

The γ -decaying unbound states were discovered following production of ^{19}O in the $^9\text{Be}(^{14}\text{C}, \alpha\gamma\gamma)$ reaction performed at the Florida State University (FSU) John D. Fox Superconducting Laboratory using ^{14}C beams of 30 and 35 MeV. The ^9Be target thickness of 0.125 mm was chosen to allow α particles to escape from the target with limited energy loss while stopping the ^{14}C beam. The target was placed in the FSU Compton-suppressed γ detector array. A Si ΔE - E telescope was placed at 0° relative to the beam to detect and identify charged reaction products for channel selection. More experimental information can be found in Ref. [19].

This was the first study of ^{19}O using a heavy-ion fusion reaction which favors population of higher spin states and employs a modern γ -detector array. The α - γ and mostly α - γ - γ coincidences were analyzed to build upon the previously known level and decay scheme. Two of the γ decay lines from unbound states can be seen in Fig. 2 which shows the γ spectrum in coincidence with α particles and decays of

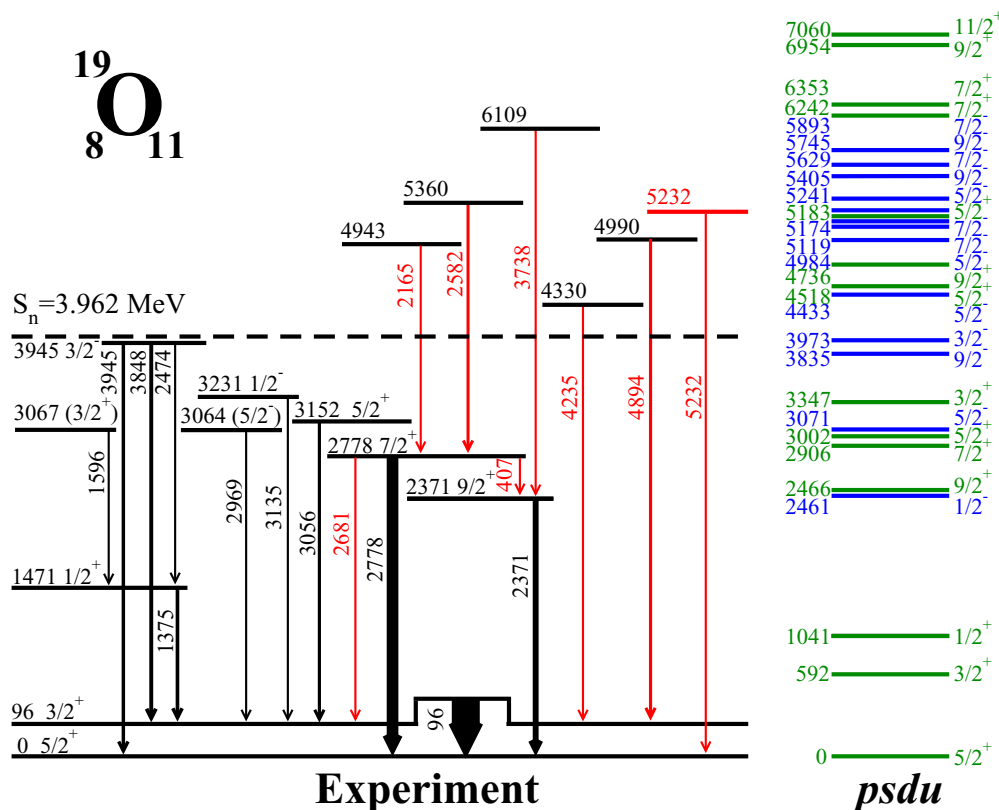


FIG. 1. The level and decay scheme of ^{19}O along with shell-model calculations using the *psdu* interaction. Previously (newly) observed states and γ decays are colored in black (red) on the experimental level scheme. Positive- (negative-) parity levels are colored green (blue) for the calculated states using the *psdu* interaction. All the calculated states predicted from the *psdu* interaction are shown up to 4 MeV and all states with $J \geq 7/2$ above 4 MeV are shown.

the 96 keV $3/2^+$ state. γ decays of the other unbound states can be seen in Fig. 3, especially in coincidence with the 2371- and 2778-keV decays from the states having the highest previously known spin assignments of $9/2^+$ and $7/2^+$. Their placement in the level scheme (Fig. 1) has been confirmed by reverse gating.

The present experiment has been able to clarify a few open questions about the bound states to which the unbound states decay. Conflicting γ decays of a state at about 3067 keV was pointed out in Ref. [15]: Only the 1596-keV one was reported in Ref. [7] and only the 2969-keV was reported in Ref. [8]. The second decay is not included in the NNDC compilation [20]. The most obvious resolution is the existence of two different excited states near the same energy. The present experiment is the first to report both decay lines in the same experiment (see Fig. 2), confirming that both γ lines exist in ^{19}O , although this does not distinguish between the possibilities of two different states near the same energy. The earlier results of different decay modes in different reactions strongly support the doublet possibility with $J^\pi = (5/2^-)$ and $(3/2^+)$ respectively, as has been adopted in Fig. 1. The doublet hypothesis is also consistent with shell-model predictions but not conclusively proved by this experiment.

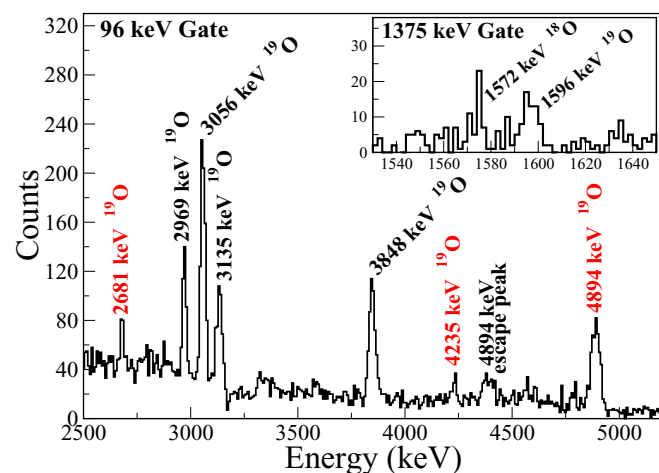


FIG. 2. Portions of the spectra in coincidence with the 96- and 1375-keV γ rays. Decays from two of the unbound states are shown (4235 and 4894 keV). Newly observed γ lines are colored red.

The 96- to 2681-keV coincidence relation establishes a new decay branch of the 2778-keV state to the lowest $3/2^+$ level, providing further evidence against an older $9/2^+$ assignment [5] and supporting the newer $7/2^+$ one [9].

The observation of allowed β^- decay from the $1/2^-$ ground state of ^{19}N to the 3231- and 3945-keV states establishes $J^\pi = 1/2^-$ or $3/2^-$ to them [14,16]. This confirms the $J^\pi = 3/2^-$ assignment to 3945 keV from earlier (*d, p*) reactions [10]. We

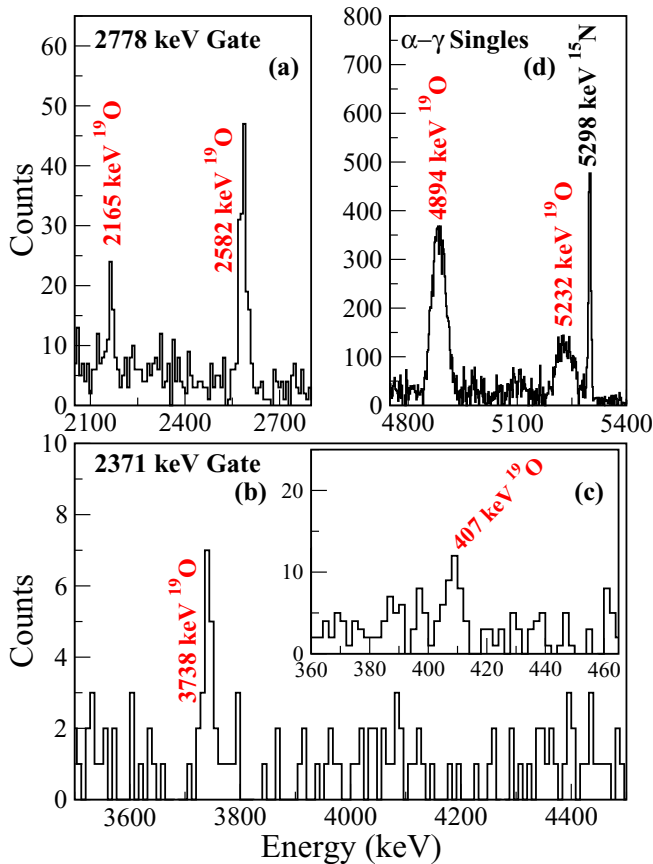


FIG. 3. Portions of the spectra in coincidence with decays from the two highest-spin known lines at 2778 (a) and 2371 keV (b and c) showing three more decay lines from unbound states. The γ singles spectrum (d) gated only by α decays used only 90° detectors. The ^{15}N line following β decay from a contaminant reaction provided a high-energy γ energy calibration point. As before, newly observed γ lines are colored red.

see the same γ decays from these two states as are reported in Ref. [16] and no sign of the 709.2-keV line reported in Ref. [14] and interpreted [15] as a $3945\text{ keV} \rightarrow 3231\text{ keV}$ transition. $J^\pi = 1/2^-$ was also reported for the 3231-keV state in a thermal neutron capture experiment [17]. There is also no evidence in the present work for a doublet of states near 3945 keV as suggested in Ref. [11].

Because the intensities of the γ lines from the unbound 4330 (3), 4943 (4), 4990 (4), 5232 (5), 5360 (3), and 6109 (4) keV levels are comparable to the decays from the bound ones, their decays must be predominantly radiative. Five of the six γ decays come from levels which correspond in energy within uncertainties to some of the states reported in a comprehensive study of the $^{13}\text{C}(^7\text{Li}, p)$ reaction [18]. However, widths above 4 keV without uncertainties are quoted for all states above S_n in that paper, including values of 5 to 13 keV for the five states observed in the present work to γ decay. Such widths are not consistent with the eV level widths of the observed γ decays (see Table I). Another example independent of the present work is a width of 19 keV listed in Ref. [18] for the 5151-keV level, while the direct neutron resonance measurement [13]

TABLE I. Possible *psdu* shell-model correspondences for experimentally measured unbound states in ^{19}O along with uncertainty principle widths. γ (neutron) decaying states are shown in boldface (normal text). Γ_γ is the $M1$, $E1$, or $E2$ width calculated for the observed transition from the shell-model calculation with the *psdu* interaction for the γ -decaying states. Measured [13] Γ_n widths are shown in this column where neutron decay has been observed. $\Gamma_n(S=1)$ is the neutron decay width calculated with a Woods-Saxon or square well potential [24]. S is the neutron-decay spectroscopic factor required for equal radiative and neutron-decay widths for the γ -decaying states and the ratio of measured Γ_n to penetrability widths for the neutron-decaying states.

$E_x(\text{exp})$ (keV)	$E_x(\text{psdu})$ (keV)	$2J^\pi$	Γ_γ or Γ_n (eV)	$\Gamma_n(S=1)$ (eV)	S
4330	4433	5_2^-	4.15	214	<0.019
4594	4847	3_2^-	99000 ^a	363000	0.27
4943	5405	9_2^-	0.089	2.1	<0.042
4990	4984	5_3^-	0.20	7000	<2.8 × 10⁻⁵
5073	4859	1_2^-	114000 ^a	713000	0.16
5151	4518	5_3^+	2000 ^a	122000	0.016
5232	5119	7_1^-	5.6	18400	<3.0 × 10⁻⁴
5360	5745	9_3^-	0.15	14	<0.011
5698	5174	7_2^-	2100 ^a	52000	0.040
6109	7060	11_1^+	0.135	2.45	<0.055
6261	5629	7_3^-	12000 ^{a b}	122000	0.10

^aMeasured Γ_n from Ref. [13].

^bGround-state decay branch only.

reports a width of only 2 keV. It appears that some of the smaller widths reported in Ref. [18] overestimate the actual values.

It is informative to compare the nearby odd- A O isotopes, as shown in Fig. 4. Two γ decays have been reported [21] from the 4554-keV $3/2^-$ state in ^{17}O , which is unbound to

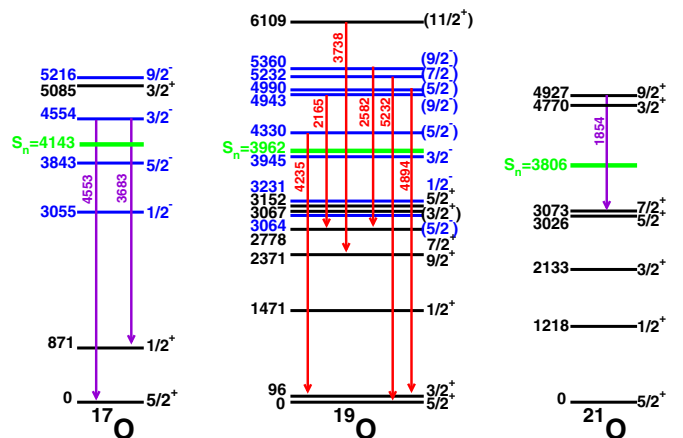


FIG. 4. A comparison of the experimental level schemes of $^{17,19,21}\text{O}$. For ^{19}O the J^π values shown in parentheses are only tentative, as discussed in the text. The only γ -decay lines shown are those observed from unbound levels [21,22]. The two decays in ^{17}O are very weak branches compared to the neutron decay, whereas the decays in $^{19,21}\text{O}$ are dominant or 100% branches.

$\ell = 1$ neutron decay by 411 keV, but their widths of 1.8 eV each represent only a total radiative branch of about 10^{-4} of the neutron decay width of 40 keV. These γ decays could only be seen in a sensitive neutron capture experiment and do not correspond to the dominant γ decays reported here for ^{19}O .

More similar to the ^{19}O decays is a dominant γ decay branch from the $9/2^+$ level in ^{21}O which is unbound to neutron decay by 1.1 MeV [22]. The authors calculated a partial lifetime for $M1$ γ decay of 57 fs, but 0.0020 fs for $\ell = 4$ neutron decay with $S = 1$. At least a 50% γ branch would imply a very small neutron spectroscopic factor, less than 3.5×10^{-5} . Their estimated S value from the $g_{9/2}$ occupancy in a shell-model calculation is 2×10^{-4} .

Shell model calculations in the $0p-0d-1s$ model space using the *psdu* interaction [23], which allows full freedom of occupancy in the model space, are shown in Fig. 1 for comparison with experiment [24]. There is reasonable agreement with the states below 4 MeV. The calculated states above this are dominated by negative-parity ones due to the extra degree of freedom and spin allowed by predominantly one-particle-one-hole configurations. It is among these that the best candidates can be found for the radiatively decaying unbound states. The spin suggestions are shown in parentheses in Fig. 4 and Table I. The states have been matched based on spin restrictions imposed by the observed γ decays, closeness in energy, strongest $E-M$ decays, and highest angular momentum barriers to neutron decay. However, these are only intended as a kind of existence theorem that possible γ -decaying states exist in the shell-model calculations. Some of the spin-parity suggestions differ from those of previous works [12,18]. However, the previous spin-parity suggestions were based solely on empirical methods such as total cross sections and $2J + 1$ analysis in Ref. [12] and cross section and energy systematics in Ref. [18] and hence are tentative.

Decay properties of unbound states in ^{19}O from the present experiment and Ref. [13] below 6.3 MeV are compared in Table I along with possible correspondences with *psdu* shell model states. For the γ -decaying (neutron-decaying) states, the shell-model γ decay widths (measured neutron decay widths) are compared with the angular-momentum-limited neutron decay widths assuming perfect overlap between the parent and daughter configurations ($S = 1$). The ratio, S , of these quantities, listed in the last column, shows the factor by which the neutron decay must be inhibited by the overlap between the initial and final states. Note that for the γ -decaying states, S is an upper limit assuming equal Γ_γ and Γ_n . Since Γ_n has not been observed, it may well be much smaller than Γ_γ . All of the spectroscopic factors are well below unity. Those for the neutron-decaying states span 0.016 to 0.27, while the upper limits for the γ -decaying states are generally much smaller, ranging from 2.8×10^{-5} to 0.055. Thus, the experimental observation of radiative decay directly implies very low spectroscopic factors S . The *psdu* model space does not include any of the orbitals $f_{7/2}$, $f_{5/2}$, $h_{9/2}$, or $i_{11/2}$ needed to calculate spectroscopic factors S directly as pure single-particle transitions for the γ -decaying states. It is not clear that the uncertainties in shell-model interactions covering such a wide model space would justify a calculation.

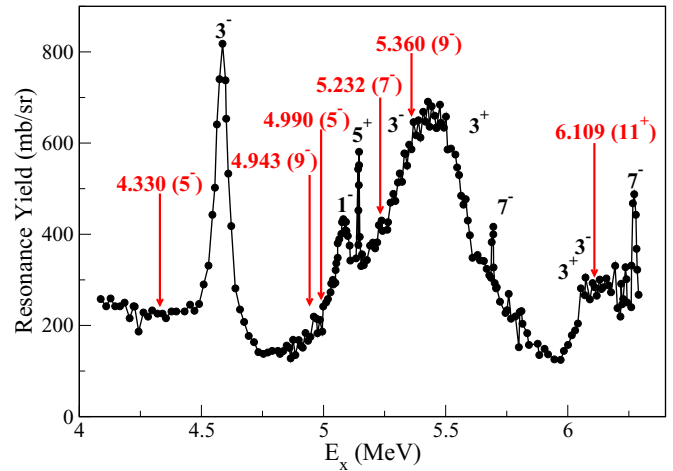


FIG. 5. A neutron resonance curve on an ^{18}O target reproduced from Ref. [13] with the positions of the γ -decaying states observed in the present work indicated by red arrows. Spins are listed as $2J$ and the ones in red should only be considered as possible spins.

Table I and Fig. 5 show that the γ -decaying states are distributed among the neutron-decaying ones. Although the γ -decaying states are generally higher in spin or lower in energy, this cannot be the whole story. An example is the $7/2^-$ states, the lowest of which decays radiatively, while the higher two decay by neutron emission. The lowest one must also have a small spectroscopic factor (reduced overlap with the ^{18}O ground state plus a neutron). The general idea of aligning experimental and theoretical states in increasing energy order works well for the $7/2^-$ states. However, the predicted bound $9/2_1^-$ state has not been matched with any experimental states because the predicted γ decays are too weak. Instead the $9/2_2^-$ and $9/2_3^-$ states have been matched with unbound γ -decaying states. However, one should keep these correspondences in mind as more of a possibility, rather than certainty.

Another characteristic of the γ -decaying states is that most may be identified with negative-parity ones involving an odd number of intruder particles. This is not surprising since neutron hole states can have higher spins and less overlap with the ground state of ^{18}O which is unlikely to have substantial intruder components. In this case γ decay can occur by parity-changing $E1$ transitions which are stronger in lighter nuclei.

^{19}O is unique among the oxygen isotopes in having a higher level density with a reasonably high S_n (see Fig. 4), giving more higher spin states close enough to S_n to allow their γ decay to dominate over the usually expected neutron decay. It would be very interesting to compare Γ_n and Γ_γ from the same state, but neutron decay seems to be more of an either-or case than charged-particle decay with its Coulomb barrier. Two orders of magnitude separate the weakest neutron peaks that can be seen in current resonance studies from the strongest γ widths. In fact, there are no clear neutron resonance peaks at any of the energies indicated in Fig. 5. By comparison the narrow $\Gamma_n = 2$ keV $5/2^+$ peak is very visible.

In any event, the present observation of multiple γ -decaying states above S_n suggests that focused measurements in other

nuclei could be fruitful. The observation of electromagnetic decay competing successfully with the normally much more probable neutron decay provides significant constraints on the neutron decay width and highlights the exotic structure of these states. It demonstrates that many exotic unbound states can be missed in neutron resonance measurements so

γ -decay measurements are essential for a more complete spectroscopy.

This work was supported in part by U.S. National Science Foundation Grants No. 1064819 and No. 1401574 and by the U.S. Department of Energy Grant No. DE-SC0009883.

-
- [1] E. Fermi, *Nuclear Physics* (University of Chicago Press, Chicago, 1950).
- [2] K. Ahnlund and C. Mileikowsky, *Ark. F. Fys.* **8**, 161 (1954).
- [3] W. Zimmermann Jr., *Phys. Rev.* **114**, 837 (1959).
- [4] J. C. Armstrong and K. S. Quisenberry, *Phys. Rev.* **122**, 150 (1961).
- [5] R. Moreh and A. A. Jaffe, *Proc. Phys. Soc.* **84**, 330 (1964).
- [6] J. P. Allen, A. J. Howard, and D. A. Bromley, *Nucl. Phys.* **68**, 426 (1965).
- [7] C. Broude, U. Karfunkel, and Y. Wolfson, *Nucl. Phys. A* **161**, 241 (1971).
- [8] F. Hibou *et al.*, *Nucl. Phys. A* **171**, 603 (1971).
- [9] D. J. Crozier *et al.*, *Phys. Lett.* **41B**, 291 (1972).
- [10] S. Sen *et al.*, *Nucl. Phys. A* **219**, 429 (1974).
- [11] H. T. Fortune and H. G. Bingham, *Phys. Rev. C* **10**, 2174 (1974).
- [12] H. T. Fortune and H. G. Bingham, *Nucl. Phys. A* **293**, 197 (1977).
- [13] P. E. Koehler *et al.*, *Nuc. Phys. A* **453**, 429 (1985).
- [14] J. P. Dufour *et al.*, *Z. Phys. A* **324**, 487 (1986).
- [15] E. K. Warburton, *Phys. Rev. C* **38**, 935 (1988).
- [16] C. S. Sumithrarachchi, D. W. Anthony, P. A. Lofy, and D. J. Morrissey, *Phys. Rev. C* **74**, 024322 (2006).
- [17] Y. Nagai, M. Segawa, T. Ohsaki, H. Matsue, and K. Muto, *Phys. Rev. C* **76**, 051301 (2007).
- [18] W. von Oertzen *et al.*, *Eur. Phys. J. A* **46**, 345 (2010).
- [19] J. M. VonMoss, S. L. Tabor, Vandana Tripathi, A. Volya, B. Abromeit, P. C. Bender, D. D. Caussyn, R. Dungan, K. Kravvaris, M. P. Kuchera, R. Lubna, S. Miller, J. J. Parker, and P.-L. Tai, *Phys. Rev. C* **92**, 034301 (2015).
- [20] ENSDF, NNDC Online Data Service [<http://www.nndc.bnl.gov/ensdf/>].
- [21] M. Igashira, H. Kitazawa, and K. Takaura, *Nuc. Phys. A* **536**, 285 (1991).
- [22] M. Stanoiu *et al.*, *Phys. Rev. C* **69**, 034312 (2004).
- [23] Y. Utsuno and S. Chiba, *Phys. Rev. C* **83**, 021301 (2011).
- [24] A. Volya, <http://www.volya.net>.