

Florida State University Libraries

Electronic Theses, Treatises and Dissertations

The Graduate School

2008

A Reference Guide to Beginning Clarinet Methods

Cindy Renander



FLORIDA STATE UNIVERSITY
COLLEGE OF MUSIC

A REFERENCE GUIDE TO BEGINNING CLARINET METHODS

By
CINDY RENANDER

A Treatise submitted to the
College of Music
in partial fulfillment of the
requirements for the degree of
Doctor of Music

Degree Awarded:
Fall Semester, 2008

Copyright © 2008
Cindy Renander
All Rights Reserved

The members of the Committee approve the Treatise of Cindy Renander, defended on October 29, 2008.

Frank Kowalsky
Professor Directing Treatise

Eric Ohlsson
Committee Member

Michael Allen
Outside Committee Member

The Office of Graduate Studies has verified and approved the above named committee members.

This work is dedicated to my husband John Falskow,
for his partnership through our many journeys,
to our children Karl and Dana,
and to my many teachers and mentors.

ACKNOWLEDGEMENTS

If not for the help and support from many individuals, this degree would not have been possible.

Dr. Frank Kowalsky, my major professor, not only for his teaching, but also through his example. Had I not met him, John's and my careers would have taken a different path.

Dr. Eric Ohlsson and Dr. Michael Allen, my committee members.

Dr. James Croft, Director of Bands (retired) at Florida State University, for his patience and advice.

Dr. Clifford Madsen, Professor of Music Education at FSU, whose College Teaching class has served John and me well as faculty members and as colleagues.

Drs. Steve Becraft, Laura Storm, Michael Rowlett, Linda Pereksta, Peggy Dees, Liz Gunlogson, and Chris Money, my fellow students, friends, and colleagues, for their advice that can't be found in any written treatise manual.

Dr. Joe Parisi, for his support of John when he needed help supporting me

Diana Craig, my first clarinet teacher, for starting me off in the best possible way

William Wrzesien, my clarinet professor at New England Conservatory, for his generosity and practical teaching style

Ensemble conductors Rex Turner, Band Director (retired) at Jason Lee Junior High in Tacoma, WA; Jack Lloyd, Band Director (retired) at Stadium High School in Tacoma, WA; Harry Davidson, former conductor of the Tacoma Youth Symphony. I am just one of many former students touched by their musicianship and teaching

All of my clarinet students, for I'm a better teacher and clarinetist because of them.

Claudia Finseth, for her editing skills for my treatise.

Tawnya Strain, for her help with making graphs in Excel.

Paula Beck Corley, Steve Hedrick and Ed Sueta, for personally providing me with their band method books and supplementary materials.

Numerous family members, because it really took a village. Grandmother Ethel Haasarud Weller, mother Joan Weller Renander, aunt Delores Weller Sandvold, father Warren Renander, uncle George Weller, brother Chad Renander, and great-aunt "Uncle" Irene Haasarud.

Thanks and apologies to my son Karl Falskow and daughter Dana Falskow, for dealing with my sitting in front of the computer for so long. Let's go out and play.

And thanks beyond words to my husband, Dr. John Falskow.

TABLE OF CONTENTS

List of Tables	vii
List of Figures	ix
Abstract	xii
INTRODUCTION	1
1. SELECTION OF CLARINET METHOD BOOKS	3
The Method Books	3
Criteria	5
Data Format	8
2. LIST OF CRITERIA	9
3. METHOD BOOK TABLES	14
4. COMPARISON GRAPHS OF METHOD BOOKS	110
CONCLUSION	150
BIBLIOGRAPHY	153
BIOGRAPHICAL SKETCH	157

LIST OF TABLES

Table 1. <i>Accent on Achievement</i> by John O'Reilly and Mark Williams	15
Table 2. <i>Band Expressions</i> by Robert W. Smith and Susan L. Smith	18
Table 3. <i>Band Fundamentals</i> by Steve Hedrick	21
Table 4. <i>Band Today</i> by James D. Ployhar	24
Table 5. <i>Belwin 21st Century Band Method</i> by Jack Bullock and Anthony Maiello	27
Table 6. <i>Best in Class</i> by Bruce Pearson	30
Table 7. <i>The Boosey Woodwind Method</i> , Chris Morgan, Series Editor	33
Table 8. <i>Breeze-Easy Method</i> by Valentine Anzalone	36
Table 9. <i>Clarinet for Beginners</i> by Avrahm Galper	39
Table 10. <i>Clarinet Student</i> by Fred Weber	42
Table 11. <i>Do It! Play Clarinet</i> by James O. Froseth	45
Table 12. <i>Easy Steps to the Band</i> by Maurice D. Taylor	48
Table 13. <i>Ed Sueta Band Method</i> by Ed Sueta	50
Table 14. <i>Essential Elements 2000 Plus DVD</i> by Tim Lautzenheiser, John Higgins, Charles Menghini, Paul Lavender, Tom C. Rhodes, and Don Bierschenk	53
Table 15. <i>First Division Band Course</i> by Fred Weber	56
Table 16. <i>Galper Clarinet Method</i> by Avrahm Galper	59

Table 17. <i>Hendrickson Method for Clarinet</i> by Clarence V. Hendrickson	61
Table 18. <i>Langenus Complete Method for the Clarinet</i> by Gustave Langenus	63
Table 19. <i>Mel Bay's Clarinet Method</i> by Louis Hittler	66
Table 20. <i>Mel Bay's Clarinet Primer for Beginning Instruction</i> by Lou Hittler	69
Table 21. <i>Modern Course for the Clarinet</i> by James Collis	72
Table 22. <i>A New Tune a Day for Clarinet</i> by Ned Bennett	75
Table 23. <i>Premier Performance</i> by Ed Sueta	78
Table 24. <i>Pro Art Clarinet Method</i> by Charles Benham	81
Table 25. <i>Progressive Clarinet</i> by Peter Gelling	84
Table 26. <i>Progressive Beginner Clarinet</i> by Peter Gelling	87
Table 27. <i>Rubank Elementary Method</i> by Nilo W. Hovey	90
Table 28. <i>So You Want to Play the Clarinet</i> by Paula Beck Corley	92
Table 29. <i>Sounds Spectacular Band Course</i> by Andrew Balent	95
Table 30. <i>Standard of Excellence Enhanced Comprehensive Band Method</i> by Bruce Pearson	98
Table 31. <i>Waln Elementary Clarinet Method</i> by George Waln	101
Table 32. <i>The Yamaha Advantage</i> by Sandy Feldstein and Larry Clark	104
Table 33. <i>Yamaha Band Student</i> by Sandy Feldstein and John O'Reilly	107

LIST OF FIGURES

Figure 1. Average number of staves on a page	111
Figure 2. Number of exercises or melodies of any length	112
Figure 3. Average length of exercises	113
Figure 4. When is the right hand introduced?	114
Figure 5. When is the first note over the register break introduced?	115
Figure 6. After the register break is introduced, how many staves of exercises stay entirely below the break?	116
Figure 7. Number of staves of complete exercises below the register break in the book	117
Figure 8. Scales – first complete major scale	118
Figure 9. Chromatic scale or exercise: first instance	119
Figure 10. Number of staves with chromatic exercises	120
Figure 11. Key signature – when introduced	121
Figure 12. Number of staves devoted to technical studies	122
Figure 13. Number of staves of recognizable melodies	123
Figure 14. Number of staves of other melodies	124
Figure 15. Number of staves of all melodies	125
Figure 16. Number of staves of holiday melodies	126

Figure 17. Number of staves of patriotic melodies	127
Figure 18. Number of staves of solos with printed accompaniment	128
Figure 19. Number of staves of duets	129
Figure 20. Number of staves of all small ensemble playing	130
Figure 21. Number of staves in divisi or in octaves	131
Figure 22. Time signature: first instance other than 4/4 or 3/4	132
Figure 23. Cut time: first instance	133
Figure 24. Cut time: number of staves	134
Figure 25. Compound meter (6/8, 3/8): first instance	135
Figure 26. Compound meter (6/8, 3/8): number of staves	136
Figure 27. Dotted quarter-eighth notes in 4/4 or 3/4 meter: first instance	137
Figure 28. Dotted quarter-eighth notes in 4/4 or 3/4 meter: number of staves	138
Figure 29. Triplets: first instance	139
Figure 30. Triplets: number of staves	140
Figure 31. Sixteenth notes: first instance	141
Figure 32. Sixteenth notes: number of staves	142
Figure 33. Dotted eighth-sixteenth notes: first instance	143
Figure 34. Dotted eighth-sixteenth notes: number of staves	144
Figure 35. Syncopation: first instance	145
Figure 36. Syncopation: number of staves	146
Figure 37. First slur	147

Figure 38. First dynamics	148
Figure 39. First tempo marking (in Italian)	149

ABSTRACT

This reference guide will allow the teacher of beginning clarinet students to quickly see differences among many beginning clarinet method books in an objective manner, thereby helping the teacher to select the appropriate method book for each student. Even though most music teachers are, by definition, advanced musicians themselves, the task of teaching the beginning clarinetist can still be a serious challenge. Inexperienced teachers are routinely confronted with problems in their students' techniques that the instructor may have long since corrected in their own performance, and they often do not remember the exact manner in which these wrong techniques were resolved. An appropriate method book can solve this problem. Currently, most knowledge of method books is obtained via subjective and cursory advice from fellow teachers or from publishers' marketing catalogs sent to band directors. There exists no comprehensive compendium of method books for clarinet instruction. This treatise endeavors to fill that void. Its purpose is to be an objective comparative guide to the many method books available to the private clarinet instructor, an easily accessible reference for researching method books for beginning clarinetists.

INTRODUCTION

This reference guide will allow the teacher of beginning clarinet students to quickly see differences among many beginning clarinet method books in an objective manner, thereby helping the teacher to select the appropriate method book for each student. Even though most music teachers are, by definition, advanced musicians themselves, the task of teaching the beginning clarinetist can still be a serious challenge. Inexperienced teachers are routinely confronted with problems in their students' techniques that the instructor may have long since corrected in their own performance, and they often do not remember the exact manner in which these wrong techniques were resolved. Conversely, new teachers may start out choosing methods that they themselves learned from, but sooner or later find that these methods do not work for every student. As Edwin E. Gordon states in his book, *Learning Sequences in Music*, "Because all students do not have the same aptitude to achieve in music, instruction is most beneficial when it is adapted to students' individual musical differences. When that is done, students with below average music aptitude do not become frustrated and students with above average music aptitude do not become bored with the music instruction that they are receiving. It has been said that there is nothing more unequal than the equal treatment of students with unequal music aptitudes."¹ Obviously, teachers of private lessons can tailor their teaching to individual students much more so than can band directors. For the private clarinet teacher specifically, there is a wide variety of beginning clarinet methods from which to choose. An appropriate method book is the tool that can solve various clarinet performance problems by offering proper and appropriate pedagogy.

¹ Edwin Gordon, *Learning Sequences in Music: Skill, Content and Patterns* (Chicago: GIA Publications, 1988), 1.

The new clarinet teacher may not generally have the time or the money to assemble a wide assortment of method books. Currently, most knowledge of method books is obtained via subjective and cursory advice from fellow teachers or from publishers' marketing catalogs sent to band directors. There exists no comprehensive compendium of method books for clarinet instruction. This treatise endeavors to fill that void. Its purpose is to be an objective comparative guide to the many method books available to the private clarinet instructor, an easily accessible reference for researching method books for beginning clarinetists.

CHAPTER ONE

SELECTION OF CLARINET METHOD BOOKS

The Method Books

A beginning band student may already be using a beginning band method book when he or she starts private lessons. Typically, these books offer group-oriented lessons for many band instruments, so compromises or simplifications for individual instruments such as the clarinet have been made in order to accommodate all instruments. Therefore, many band methods are also included in this guide so that a private teacher may refer to their student's particular band method book for any deficiencies, and then choose the most complementary private beginning method book.

The method books included in this study are all directed toward the absolute beginner. Books of elementary etudes or scale studies, in which it is understood that the student already possesses some basic clarinet skills, are not included.

This guide is also limited to those books currently in publication at the time this guide was written, the fall of 2008, even though some methods currently out of print are highly regarded. In addition, only those method books published in the United States or easily acquired imports are included. While there are still more worthy beginning methods published all over the world, the majority omitted herein is expensive and difficult to obtain.

Following is the list of beginning clarinet method books included in this guide:

Accent on Achievement by John O'Reilly and Mark Williams

Band Expressions by Robert W. Smith and Susan L. Smith

Band Fundamentals by Steve Hedrick

Belwin 21st Century Band Method by Jack Bullock and Anthony Maiello

Best in Class by Bruce Pearson
The Boosey Woodwind Method, Chris Morgan, Series Editor
Breeze-Easy Method by Valentine Anzalone
Clarinet for Beginners by Avrahm Galper
Clarinet Student by Fred Weber
Do It! Play Clarinet by James O. Froseth
Easy Steps to the Band by Maurice D. Taylor
Ed Sueta Band Method by Ed Sueta
Essential Elements 2000 Plus DVD by Tim Lautzenheiser, John Higgins, Charles
 Menghini, Paul Lavender, Tom C. Rhodes, and Don Bierschenk
First Division Band Course by Fred Weber
Galper Clarinet Method by Avrahm Galper
Hendrickson Method for Clarinet by Clarence V. Hendrickson
Langenus Complete Method for the Clarinet by Gustave Langenus
Mel Bay's Clarinet Method by Louis Hittler
Mel Bay's Clarinet Primer for Beginning Instruction by Lou Hittler
Modern Course for the Clarinet by James Collis
A New Tune a Day for Clarinet by Ned Bennett
Premier Performance by Ed Sueta
Pro Art Clarinet Method by Charles Benham
Progressive Clarinet by Peter Gelling
Rubank Elementary Method by Nilo W. Hovey
So You Want to Play the Clarinet by Paula Beck Corley
Sounds Spectacular Band Course by Andrew Balent
Standard of Excellence Enhanced Comprehensive Band Method by Bruce
 Pearson
Waln Elementary Clarinet Method by George Waln
The Yamaha Advantage by Sandy Feldstein and Larry Clark
Yamaha Band Student by Sandy Feldstein and John O'Reilly

Criteria

Criteria by which to review and evaluate method books can be found in a number of places. The most common of these are music education books, clarinet specific books, and websites.

For the band director, the most pertinent criteria on method books is to be found in music education books such as Eileen Fraedrich's *The Art of Elementary Band Directing*, and Charles R. Hoffer's *Teaching Music in the Secondary Schools*. In fact, Fraedrich includes a chapter entitled "A Comparison Of Band Method Books", in which she examines twelve popular band method books. She divides her reviews into two sections: content and presentation. When describing content, she factors in many criteria that have also been included in this guide such as pertinent music theory, proper holding of the instrument, inclusion of a fingering chart, and a glossary of musical terms. In terms of presentation, perhaps the most useful information Fraedrich offers is on the pacing of the method books. She discusses where new information is located on the page, and comments about the inclusion of folk songs or other melodies.² In Charles R. Hoffer's book, he includes a "number of questions to consider when selecting a beginning instrumental book":

Are there instructions on the care and use of the instrument?
Are there accurate illustrations of posture, position, and embouchure?
Is the music interesting and worthwhile?
Are the playing problems presented in a logical order?
Are the directions clear and simple?
Is some ensemble music included?
Are recordings of some of the music available on a CD?
Are suggestions on embouchure, breath support, counting, and the like offered in the book?"³

² Eileen Fraedrich, *The Art of Elementary Band Directing*, 1st Edition (Ft. Lauderdale: Meredith Music, 1997), 12-24.

³ Charles R. Hoffer, *Teaching Music in the Secondary Schools*, 5th Edition (Belmont: Wadsworth Thomson Learning, 2001), 87.

Clarinet-specific method books such as Rosario Mazzeo's *The Clarinet: Excellence and Artistry*⁴ and David Pino's *The Clarinet and Clarinet Playing*⁵ also provide further reinforcement of the importance of some of the criteria listed in the music education books. These books are typically meant for more advanced players and include chapters devoted to such concepts as tonguing, rhythm, and reeds.

An August 2008 article in *The Instrumentalist* by Victor Bordo and Larry Combs, called "First Lessons on Clarinet", discusses several issues that are often also addressed in beginning method books. Topics include equipment, embouchure, posture and holding the clarinet. At the end of the article in a section entitled "Beyond the First Three Lessons", references are made to other issues of clarinet playing that may be encountered further along in the learning process. These include tonguing and tongue position, and also a statement by the authors that "going over the break"⁶ causes many clarinet drop-outs." This is a strong indication to me that the break is an important criterion to include in this guide.⁷

Many websites also include criteria to look for in beginning method books, and also ratings or evaluations of method books. Of particular interest is a website for a woodwinds methods class taught at Austin College in 2006 by Dr. Ricky Duhaime. On this webpage, there is a section called "Criteria for Method Book Critiques". Some of the criteria includes references to general music terms, inclusion of duets or ensembles, and references to instrument assembly and maintenance.⁸

An assignment in a woodwinds methods class taught by Howard Klug at Indiana University included forms for students to fill out when evaluating method books. Some

⁴ Rosario Mazzeo, *The Clarinet: Excellence and Artistry* (Sherman Oaks: Alfred, 1981).

⁵ David Pino, *The Clarinet and Clarinet Playing* (Mineola: Dover, 1980).

⁶ Moving between the lowest register of the clarinet (the chalumeau) to the next highest register (the clarion), is called crossing the register break, or crossing "the break".

⁷ Victor Bordo and Larry Combs, "First Lessons on Clarinet," *The Instrumentalist* 63, no. 1 (August 2008): 42-48.

⁸ Ricky Duhaime, *Woodwind Methods - Single Reeds*, 2006, <http://artemis.austincollege.edu/acad/music/rduhaime/WWmethods-single.htm> (accessed August 21, 2008).

of the criteria for evaluation included the following: pictures, diagrams, amount of written explanations, folk songs, patriotic songs, duets, scales, key selection (C, G, F, D, etc), variety of rhythms, variety of time signatures, rate of progress, fingering charts, suggested supplementary material, and musical term glossary.⁹

An interesting band method published for the first time in 2008 (and available for free download on the internet) was developed by Professors Robert A. Duke and James L. Byo. Titled *The Habits of Musicianship: A Radical Approach to Beginning Band*, this method requires that the first note learned on the clarinet be the lowest G, or the chalumeau G. This note requires seven fingers all covering holes at once. Most methods begin with notes that require very few fingers or none at all pressing down on the keys. Though the primary reason for Duke and Byo's departure from the norm has to do with beauty of sound, there are other compelling reasons for the introduction of the lower, right hand when first playing the clarinet:

Of course, it is much easier to produce open G or 1st line E than it is to produce chalumeau G. In fact, it's possible to do lots of things incorrectly (e.g., weak breath, flabby embouchure, misplaced tongue) and still get an open G to speak. Open G on the clarinet has the twin distinctions of being the easiest note and one of the ugliest notes on the instrument. But the goal is not merely to get students playing easy-to-produce sounds irrespective of their quality, but rather to get the student to produce an excellent clarinet sound right from the start.

When playing chalumeau G, the clarinet itself serves as a teacher's aid by providing important feedback to the student about how they're doing with their embouchure, air, and hand position. With not enough air, loose embouchure, or fingers not covering holes, no sound comes out. (Remember, you can have any or all of these problems and open Gs will come out anyway.) Thus, the starting notes create a level of demand that requires better performance habits right from the start.¹⁰

⁹ Howard Klug, "Clarinet Pedagogy Worksheet," in *MUS E559* (Indiana University, Fall 1993).

¹⁰ Robert A. Duke and James L. Byo, "The Center for Music Learning: The Habits of Musicianship," *The Center for Music Learning at The University of Texas at Austin*, <http://cml.music.utexas.edu/Habits/Introductory%20Text.pdf> (accessed August 21, 2008).

Data Format

A significant quantity of criteria is included in this guide. The material, therefore, is presented with tables and graphs, so that the reader can easily compare the clarinet methods.

Every attempt has been made to produce an objective guide. One instructor's favorite method book could be at the bottom of another teacher's list. Some teachers value the introduction of certain elements early in the learning process, while others may have no interest in that element. Students, too, will vary. A teacher will need to be able to adjust accordingly. For example, a student who has been playing the piano for several years may not need certain rhythmic or dynamic issues addressed in the same manner as a total beginner.

CHAPTER TWO

LIST OF CRITERIA

Below is the list of criteria used in this guide to evaluate the various beginning clarinet method books. Explanations or clarifications are provided as needed.

BIBLIOGRAPHIC INFORMATION

Title

Author

Copyright

The latest editions were evaluated when possible.

Price

Publisher

The current distributor is also listed if different from the publisher.

Volume in a series?

Meant for an entire band?

Other bibliographic information

Technology supplements? CD, DVD, SmartMusic, website with technology?

For play-along material: a performance version indicates the music includes both a clarinet and accompaniment simultaneously, and an accompaniment version omits the clarinet part.

References to supplementary material that would coincide?

Number of pages in book

Number of pages of introductory material before playing

Number of staves in book (including duets, not including piano accompaniment)

This number indicates the amount of music included in a book more

accurately than page numbers. That is sometimes a more accurate idea of content than total page numbers, as some method books contain several pages of diagrams, pictures, or text. When a criterion first appears it is noted with a stave number.

Average number of staves on a page

Useful in determining the proportion of text to music.

Number of exercises or melodies of any length

Exercises less than a stave in length are combined and counted as one stave.

Average length of exercises (in staves)

TECHNIQUE

Range (highest note)

All of the method books teach the lowest note of the clarinet, but they differ as to the highest note taught. If the range of notes taught does not go very high, it may indicate the book offers more reinforcement. On the other hand, if the range is high, it may indicate that the book is a faster paced book.

When is the right hand introduced?

Although the first notes taught in many method books are played with the left hand only, some methods place importance on introducing the right hand early. A detailed discussion of this can be found in the *Habits of Musicianship* excerpt on Page 7 above.

When and what is the first note over the register break?

Changing registers is universally recognized as a milestone for the beginning clarinet player. This is because the left thumb is forced to cover both a hole with a ring and depress a key at the same time; the first notes over the register break sometimes require the use of the right hand, which may be difficult for smaller hands; and the higher notes over the register break usually require some muscle strength in the embouchure and harder reeds to produce.

After the register break is introduced, how many staves of exercises stay entirely below the break?

Many books stay over the register break to a large degree after it is introduced. Including complete exercises below the break after this point can be a source of reinforcement for lower notes, and can be beneficial for students having trouble over the break.

Number of staves of complete exercises below the register break

This is the total amount of staves of complete exercises below the break included in the method book, regardless of when the break was introduced.

Scales – first complete major scale

Major scales consolidated in one place?

Arpeggios consolidated in one place?

Chromatic scale or exercise: first instance and how many staves?

To be counted in this guide, the exercise must include two separate sharps or flats.

Key signature – when introduced

Most number of flats/sharps in key signature

Minor scales?

MELODIC MATERIAL

Many books use the inclusion of folk tunes or other melodies as a selling point. There are references to this criterion in some of the sources cited in the previous chapter, such as in the Clarinet Pedagogy class taught at Indiana University by Howard Klug.

Number of staves devoted to technical studies such as scales, arpeggios, and non-melodic exercises

Number of staves clearly meant to be recognizable melodies; folk melodies

Number of staves of other melodic melodies

These are melodies that include the element of tonality and are clearly non-sequential (in other words, not scales). Includes melodies composed by the author of the book.

Total staves of non-technical material

Number of staves of holiday melodies

Occasionally, students of particular religions may not be allowed to play holiday or patriotic songs. Some method books contain a high number of these songs, making them less useful than other method books for such students.

Number of staves of patriotic melodies

See holiday category above.

Number of staves of solos with printed piano accompaniment

Number of staves of duets, trios, small ensemble

Number of staves in divisi or in octaves

Some method books contained a significant number of staves with music in octaves or in harmony, which adds to the amount of music in the book.

RHYTHM

Time signature: first instance other than 4/4 or 3/4

Cut time: first instance and how many staves?

Compound meter (6/8 or 3/8): first instance and how many staves?

Dotted quarter-eighth notes in 4/4 or 3/4 meter: first instance and how many staves?

Triplets: first instance and how many staves?

Sixteenth notes: first instance and how many staves?

Dotted eighth-sixteenth notes were not counted.

Dotted eighth-sixteenth notes: first instance and how many staves?

Syncopation: first instance and how many staves?

Rhythm notation exercises (non-pitch related): how many staves?

These staves were considered extra staves, and not counted in the total number of staves.

Additional rhythmic information

OTHER

First slur

First dynamics

First tempo marking (in Italian)

Some books introduce tempo with English terms such as “slow” or “moderate” before they introduced traditional Italian terms.

Fingering chart

TEXT / PICTURES

Text

Books varied widely regarding topics covered in the text. Some concepts include tone, sound production, breathing, embouchure, intonation, clarinet assembly, selecting an instrument, instrument maintenance, reed information, transposition, and tonguing.

Photos / Diagrams

Practice record chart to be filled in by student/parent?

Progress chart for evaluation or teacher feedback?

Divided into lessons? Layout information

Glossary

Music theory observations

CHAPTER THREE

METHOD BOOK TABLES

Chapter Three presents the data on the method books in table format. One table is assigned to each method book, and the books are listed in alphabetical order by title. The left column contains the list of criteria presented in Chapter Two, and remains constant for each subsequent table. This format enables the reader to quickly locate information about specific books.

Table 1: *Accent on Achievement* by John O'Reilly and Mark Williams

BIBLIOGRAPHIC INFORMATION	
Title	Accent on Achievement
Author	John O'Reilly and Mark Williams
Copyright	1997
Price	\$7.95 (www.alfred.com)
Publisher	Alfred
Volume in a series?	Book 1 of 3
Meant for an entire band?	Yes
Other bibliographic information	
Technology supplement? CD, DVD, SmartMusic, website with technology?	Audio portion of CD includes performance and accompaniment versions of approximately the first 25% of the book, and full versions of the five band pieces. This CD also has additional software that can be downloaded, but may not be able to be installed by current versions of computer operating systems. Some sample pages are available at www.alfred.com.
References to supplementary material that would coincide?	Though not mentioned in the book, the Accent on Achievement series includes <i>Accent on Ensembles</i> , a book of clarinet duets, trios and quartets, and <i>Accent on Christmas and Holiday Ensembles</i> for mixed instrumentation.
Number of pages in book	48
Number of pages of introductory material before playing	4
Number of staves in book (including duets, not including piano accompaniment)	270
Average number of staves on a page	5.6
Number of exercises or melodies of any length	157
Average length of exercises (in staves)	1.72
TECHNIQUE	
Range (highest note)	Second register G
When is the right hand introduced?	Stave 33 (12% into the book) with B
When and what is the first note over the register break?	Stave 171 (62% into the book) with E, F and G
After the register break is introduced, how many staves of exercises stay entirely below the break?	71 (71% of the remaining 100 staves)
Number of staves of complete exercises below the break	241 (89% of the book)
Scales - first complete major scale	Stave 253 (94% into the book)
Major scales consolidated in one place?	Yes, with C, G, F and B-flat
Arpeggios consolidated in one place?	No
Chromatic scale or exercise: first instance and how many staves?	Stave 261 (97% into the book); 1 stave (0.4% of the book)
Key signature - when introduced	Stave 76 (28% into the book)

Table 1 - continued

TECHNIQUE - continued	
Most number of flats/sharps in key signature	Up to 2 flats and 1 sharp
Minor scales?	No
MELODIC MATERIAL	
Number of staves devoted to technical studies such as scales, arpeggios, and non-melodic exercises	41 (15% of the book)
Number of staves clearly meant to be recognizable melodies; folk melodies	133 (49% of the book)
Number of staves of other melodic melodies	96 (36% of the book)
Total staves of non-technical material	229 (85% of the book)
Number of staves of holiday melodies	16 (7.0% of the melodies, 5.9% of the book)
Number of staves of patriotic melodies	1 (0.4% of the melodies, 0.4% of the book)
Number of staves of solos with printed piano accompaniment	7 (2.6% of the book)
Number of staves of duets, trios, small ensemble	30 staves of duets (11% of the book)
Number of staves in divisi or in octaves	12 staves (4.4% of the book)
RHYTHM	
Time signature: first instance other than 4/4 or 3/4	None
Cut time: first instance and how many staves?	None
Compound meter (6/8 or 3/8): first instance and how many staves?	None
Dotted quarter-eighth notes in 4/4 or 3/4 meter: first instance and how many staves?	Stave 164 (61% into the book); 31 staves (11% of the book)
Triplets: first instance and how many staves?	None
Sixteenth notes: first instance and how many staves?	None
Dotted eighth-sixteenth notes: first instance and how many staves?	None
Syncopation: first instance and how many staves?	Stave 221 (82% into the book); 6 staves (2.2% of the book)
Rhythm notation exercises (non-pitch related): how many staves?	20 extra staves
Additional rhythmic information	4 staves of counting exercises accompanying music (1.5% of the music)
OTHER	
First slur	Stave 67 (25% into the book)
First dynamics	Stave 78 (29% into the book)
First tempo marking (in Italian)	Stave 35 (13% into the book)
Fingering chart	To altissimo D

Table 1 - continued

TEXT / PICTURES	
Text	Introductory pages regarding clarinet and reed assembly, clarinet care, playing position, embouchure, producing the first tone, practice tips, and one page of theory rudiments. Text within the pages occurs when introducing new concepts, most of the time at the top of the pages.
Photos / Diagrams	Introductory pages include a photo of the parts of the clarinet, playing position, and embouchure. A diagram of a keyboard is included in the theory introduction. Cartoons appear on most pages depicting scenes of melodies presented.
Practice record chart to be filled in by student/parent?	Yes
Progress chart for evaluation or teacher feedback?	No
Divided into lessons? Layout information	Not divided into lessons. New concepts are introduced at the tops of pages. Extra clarinet-specific exercises are on two pages in the back, with references to them within the music.
Glossary	Yes
Music theory observations	One introductory page of theory rudiments. New concepts are introduced at the tops of pages. There are 8 staves of written work or improvisation in the counted staves (3.0% of the book), 9 extra staves of composition or other written work
Other	

Table 2: *Band Expressions* by Robert W. Smith and Susan L. Smith

BIBLIOGRAPHIC INFORMATION	
Title	Band Expressions
Author	Robert W. Smith and Susan L. Smith, Co-Lead Authors. With Michael Story, Garland E. Markham, Richard C. Crain. Linda J. Gammon, James Campbell
Copyright	2003
Price	\$8.95 (www.alfred.com)
Publisher	Alfred Publishing Co.
Volume in a series?	Book 1 of 2
Meant for an entire band?	Yes
Other bibliographic information	
Technology supplement? CD, DVD, SmartMusic, website with technology?	Audio CD with accompaniments dispersed throughout book; www.alfred.com/expressions has some downloadable supplementary material.
References to supplementary material that would coincide?	Refer to www.alfred.com/expressions. References are made to worksheets throughout the book, but those appear to only be available in the teacher pack.
Number of pages in book	56
Number of pages of introductory material before playing	3
Number of staves in book (including duets, not including piano accompaniment)	341 (Not including composition exercises)
Average number of staves on a page	6.1
Number of exercises or melodies of any length	225
Average length of exercises (in staves)	1.52
TECHNIQUE	
Range (highest note)	Second register G
When is the right hand introduced?	Stave 68 (20% into the book) with G, A and B
When and what is the first note over the register break?	Stave 201 (59% into the book) with E, F and G
After the register break is introduced, how many staves of exercises stay entirely below the break?	58 (41% of the remaining 141 staves)
Number of staves of complete exercises below the break	258 (76% of the book)
Scales - first complete major scale	Stave 239 (70% into the book)
Major scales consolidated in one place?	Yes, with C, F, G and D (This book refers to scales in concert pitch only.)
Arpeggios consolidated in one place?	No
Chromatic scale or exercise: first instance and how many staves?	None
Key signature - when introduced	Stave 84 (25% into the book)
Most number of flats/sharps in key signature	Up to 1 flat and 2 sharps
Minor scales?	No

Table 2 - continued

MELODIC MATERIAL	
Number of staves devoted to technical studies such as scales, arpeggios, and non-melodic exercises	55 (16% of the book)
Number of staves clearly meant to be recognizable melodies; folk melodies	235 (69% of the book)
Number of staves of other melodic melodies	51 (15% of the book)
Total staves of non-technical material	286 (84% of the book)
Number of staves of holiday melodies	25 (9% of the melodies, 7% of the book)
Number of staves of patriotic melodies	13 (4.5% of the melodies, 3.8% of the book)
Number of staves of solos with printed piano accompaniment	0
Number of staves of duets, trios, small ensemble	12 staves of duets (3.5% of the book)
Number of staves in divisi or in octaves	None
RHYTHM	
Time signature: first instance other than 4/4 or 3/4	None
Cut time: first instance and how many staves?	None
Compound meter (6/8 or 3/8): first instance and how many staves?	None
Dotted quarter-eighth notes in 4/4 or 3/4 meter: first instance and how many staves?	Stave 193 (57% into the book); 32 staves (9.4% of the book)
Triplets: first instance and how many staves?	None
Sixteenth notes: first instance and how many staves?	Stave 244 (72% into the book); 3 staves (0.9% of the book)
Dotted eighth-sixteenth notes: first instance and how many staves?	None
Syncopation: first instance and how many staves?	Stave 212 (62% into the book); 21 staves (6.2% of the book)
Rhythm notation exercises (non-pitch related): how many staves?	16 extra staves
Additional rhythmic information	
OTHER	
First slur	Stave 74 (22% into the book)
First dynamics	Stave 58 (17% into the book)
First tempo marking (in Italian)	Stave 136 (40% into the book)
Fingering chart	To altissimo F. In the fingering chart, the unit number in which the note first appears is noted.
TEXT / PICTURES	
Text	First few pages include clarinet assembly and disassembly, care and maintenance, posture and hand position, embouchure formation, list of supplies. Sight-reading is discussed later. Terms are introduced at the beginning of most units, and the end of the units have practice tips.

Table 2 - continued

TEXT / PICTURES - continued	
Photos / Diagrams	Introductory pages include photos of the parts of the clarinet, rest position, ready position, play position, posture and hand position, embouchure formation, supplies. Throughout the book, there are photos of eight composers with biographical information, and four pictures of art.
Practice record chart to be filled in by student/parent?	No practice chart, but one is available online. There are practice tips at the end of the units.
Progress chart for evaluation or teacher feedback?	No
Divided into lessons? Layout information	Book is divided into units that are mostly two pages long. New concepts are introduced at the beginning of each unit.
Glossary	Yes
Music theory observations	New concepts are introduced at the beginning of every lesson, then highlighted in color in the music. Throughout the book, there are 12 staves for exercises in composition by the student.
Other	

Table 3: *Band Fundamentals* by Steve Hedrick

BIBLIOGRAPHIC INFORMATION	
Title	Band Fundamentals
Author	Steve Hedrick
Copyright	2008
Price	\$5.00 (www.bandfundamentals.com)
Publisher	Self-published at (www.bandfundamentals.com)
Volume in a series?	Book 1 of 2
Meant for an entire band?	Yes
Other bibliographic information	
Technology supplement? CD, DVD, SmartMusic, website with technology?	No
References to supplementary material that would coincide?	No
Number of pages in book	37
Number of pages of introductory material before playing	0
Number of staves in book (including duets, not including piano accompaniment)	281
Average number of staves on a page	7.6
Number of exercises or melodies of any length	268
Average length of exercises (in staves)	1.05
TECHNIQUE	
Range (highest note)	Second register G
When is the right hand introduced?	Stave 114 (41% into the book) with B
When and what is the first note over the register break?	Stave 200 (71% into the book) with G, F-sharp, F, E, D, C, and B
After the register break is introduced, how many staves of exercises stay entirely below the break?	57 (70% of the remaining 82 staves)
Number of staves of complete exercises below the break	256 staves (91% of the book)
Scales - first complete major scale	Stave 226 (80% into the book)
Major scales consolidated in one place?	No
Arpeggios consolidated in one place?	No
Chromatic scale or exercise: first instance and how many staves?	Stave 269 (96% into the book); 12 staves (4.3% of the book)
Key signature - when introduced	Stave 190 (68% into the book)
Most number of flats/sharps in key signature	Up to 2 flats and no sharps
Minor scales?	No
MELODIC MATERIAL	
Number of staves devoted to technical studies such as scales, arpeggios, and non-melodic exercises	224 (80% of the book)
Number of staves clearly meant to be recognizable melodies; folk melodies	35 (12% of the book)

Table 3 - continued

MELODIC MATERIAL - continued	
Number of staves of other melodic melodies	22 (7.8% of the book)
Total staves of non-technical material	57 (20% of the book)
Number of staves of holiday melodies	7 (12% of the melodies, 2.5% of the book)
Number of staves of patriotic melodies	4 (7% of the melodies, 1.4% of the book)
Number of staves of solos with printed piano accompaniment	0
Number of staves of duets, trios, small ensemble	None
Number of staves in divisi or in octaves	None
RHYTHM	
Time signature: first instance other than 4/4 or 3/4	None
Cut time: first instance and how many staves?	None
Compound meter (6/8 or 3/8): first instance and how many staves?	None
Dotted quarter-eighth notes in 4/4 or 3/4 meter: first instance and how many staves?	Stave 231 (82% into the book); 34 staves (12% of the book)
Triplets: first instance and how many staves?	None
Sixteenth notes: first instance and how many staves?	None
Dotted eighth-sixteenth notes: first instance and how many staves?	None
Syncopation: first instance and how many staves?	Stave 124 (44% into the book); 6 staves (2.1% of the book)
Rhythm notation exercises (non-pitch related): how many staves?	None
Additional rhythmic information	8 staves of music in which pictures of a foot are included to help with foot tapping. 114 of the staves include numbers to help count (41% of the book). Note values are covered on page 17.
OTHER	
First slur	Stave 255 (91% into the book)
First dynamics	None
First tempo marking (in Italian)	None
Fingering chart	Low G to second register G
TEXT / PICTURES	
Text	All of page 17 covers note values. Text within the music occurs when introducing new concepts.
Photos / Diagrams	None
Practice record chart to be filled in by student/parent?	Practice chart inside back cover.
Progress chart for evaluation or teacher feedback?	No
Divided into lessons? Layout information	Though not explicitly divided into lessons, each page's exercises start with number one.

Table 3 - continued

TEXT / PICTURES - continued	
Glossary	No
Music theory observations	There are 9 staves of written theory work.
Other	Many references to breathing, and breath marks occur often in the music. Reminders to tongue regularly appear.

Table 4: *Band Today* by James D. Ployhar

BIBLIOGRAPHIC INFORMATION	
Title	Band Today
Author	James D. Ployhar
Copyright	1977
Price	\$6.95 (www.alfred.com)
Publisher	Belwin-Mills (distributed by Alfred)
Volume in a series?	Part 1 of 3
Meant for an entire band?	Yes
Other bibliographic information	Part of the Contemporary Band Course series
Technology supplement? CD, DVD, SmartMusic, website with technology?	No
References to supplementary material that would coincide?	Some of the references are out of print. The three solos mentioned are in print, and <i>Technic Today</i> is in print.
Number of pages in book	32
Number of pages of introductory material before playing	3
Number of staves in book (including duets, not including piano accompaniment)	227
Average number of staves on a page	7.1
Number of exercises or melodies of any length	153
Average length of exercises (in staves)	1.48
TECHNIQUE	
Range (highest note)	Second register A
When is the right hand introduced?	Stave 67 (30% into the book) with B
When and what is the first note over the register break?	Stave 114 (50% into the book) with E, F, G, and D
After the register break is introduced, how many staves of exercises stay entirely below the break?	51 (45% of the remaining 114 staves)
Number of staves of complete exercises below the break	164 staves (72% of the book)
Scales - first complete major scale	Stave 93 (41% into the book)
Major scales consolidated in one place?	Yes, with C, B-flat, and F
Arpeggios consolidated in one place?	No
Chromatic scale or exercise: first instance and how many staves?	Stave 218 (96% into the book); 2 staves (0.9% of the book)
Key signature - when introduced	Stave 60 (26% into the book)
Most number of flats/sharps in key signature	Up to 2 flats and 1 sharp
Minor scales?	No
MELODIC MATERIAL	
Number of staves devoted to technical studies such as scales, arpeggios, and non-melodic exercises	72 (32% of the book)
Number of staves clearly meant to be recognizable melodies; folk melodies	81 (36% of the book)

Table 4 - continued

MELODIC MATERIAL - continued	
Number of staves of other melodic melodies	74 (33% of the book)
Total staves of non-technical material	155 (68% of the book)
Number of staves of holiday melodies	7 (4.5% of the melodies, 3.1% of the book)
Number of staves of patriotic melodies	0
Number of staves of solos with printed piano accompaniment	4 staves (1.8% of the book)
Number of staves of duets, trios, small ensemble	32 staves of duets (14% of the book); 10 staves of trios (4.4% of the book); 42 staves total (19% of the book)
Number of staves in divisi or in octaves	24 staves (11% of the book)
RHYTHM	
Time signature: first instance other than 4/4 or 3/4	Stave 105 (46% into the book) with cut time
Cut time: first instance and how many staves?	Stave 105 (46% into the book); 8 staves of cut time (3.5% of the book), and 25 staves of a choice between 4/4 or cut time (11% of the book); 33 staves total (15% of the book)
Compound meter (6/8 or 3/8): first instance and how many staves?	None
Dotted quarter-eighth notes in 4/4 or 3/4 meter: first instance and how many staves?	None
Triplets: first instance and how many staves?	None
Sixteenth notes: first instance and how many staves?	None
Dotted eighth-sixteenth notes: first instance and how many staves?	None
Syncopation: first instance and how many staves?	None
Rhythm notation exercises (non-pitch related): how many staves?	None
Additional rhythmic information	
OTHER	
First slur	Stave 62 (27% into the book)
First dynamics	Stave 65 (29% into the book)
First tempo marking (in Italian)	Stave 135 (59% into the book)
Fingering chart	To second register high C
TEXT / PICTURES	
Text	The first pages include supplementary sheet music available, a biography of David Shifrin, producing the first tone (embouchure, reed), theory rudiments, and text accompanying a diagram of a keyboard. Within the music text is included when introducing new concepts (shown in boxes), and regarding reminders.
Photos / Diagrams	The first pages include photos of correct posture and a diagram of a keyboard.
Practice record chart to be filled in by student/parent?	Yes

Table 4 - continued

TEXT / PICTURES	
Progress chart for evaluation or teacher feedback?	Certificate of Achievement in the back; one review in the back with places for a teacher to record points.
Divided into lessons? Layout information	Though not explicitly divided into lessons, each page's exercises start with number one.
Glossary	Yes
Music theory observations	One page in the beginning devoted to theory. Within the music, new concepts are introduced within the page in boxes.
Other	

Table 5: *Belwin 21st Century Band Method* by Jack Bullock and Anthony Maiello

BIBLIOGRAPHIC INFORMATION	
Title	Belwin 21st Century Band Method
Author	Jack Bullock and Anthony Maiello
Copyright	1996
Price	\$5.95 for book only. \$9.95 video and \$10.95 CD sold separately (www.alfred.com)
Publisher	Belwin (distributed by Alfred)
Volume in a series?	Level 1 of 3
Meant for an entire band?	Yes
Other bibliographic information	
Technology supplement? CD, DVD, SmartMusic, website with technology?	A video is available separately, with information about instrument assembly, maintenance, and lessons on the rhythms in the book. Play along selections are included. Audio CD is available separately with accompaniments, meant for any instrument in the band. SmartMusic is available.
References to supplementary material that would coincide?	No
Number of pages in book	32
Number of pages of introductory material before playing	2
Number of staves in book (including duets, not including piano accompaniment)	245
Average number of staves on a page	7.7
Number of exercises or melodies of any length	143
Average length of exercises (in staves)	1.71 staves
TECHNIQUE	
Range (highest note)	Second register G
When is the right hand introduced?	Stave 60 (24% into the book) with B
When and what is the first note over the register break?	Stave 152 (62% into the book) with F, E and D
After the register break is introduced, how many staves of exercises stay entirely below the break?	46 (49% of the remaining 94 staves)
Number of staves of complete exercises below the break	197 staves (80% of the book)
Scales - first complete major scale	Stave 195 (80% into the book)
Major scales consolidated in one place?	No
Arpeggios consolidated in one place?	No
Chromatic scale or exercise: first instance and how many staves?	None
Key signature - when introduced	Stave 104 (42% into the book)
Most number of flats/sharps in key signature	Up to 1 flat and no sharps
Minor scales?	No

Table 5 - continued

MELODIC MATERIAL	
Number of staves devoted to technical studies such as scales, arpeggios, and non-melodic exercises	62 (25% of the book)
Number of staves clearly meant to be recognizable melodies; folk melodies	135 (55% of the book)
Number of staves of other melodic melodies	48 (20% of the book)
Total staves of non-technical material	183 (75% of the book)
Number of staves of holiday melodies	8 (4.4% of the melodies, 3.3% of the book)
Number of staves of patriotic melodies	5 (2.7% of the melodies, 2.0% of the book)
Number of staves of solos with printed piano accompaniment	0
Number of staves of duets, trios, small ensemble	28 staves of duets (11% of the book)
Number of staves in divisi or in octaves	None
RHYTHM	
Time signature: first instance other than 4/4 or 3/4	None
Cut time: first instance and how many staves?	None
Compound meter (6/8 or 3/8): first instance and how many staves?	None
Dotted quarter-eighth notes in 4/4 or 3/4 meter: first instance and how many staves?	Stave 136 (56% into the book); 25 staves (10% of the book)
Triplets: first instance and how many staves?	None
Sixteenth notes: first instance and how many staves?	None
Dotted eighth-sixteenth notes: first instance and how many staves?	None
Syncopation: first instance and how many staves?	None
Rhythm notation exercises (non-pitch related): how many staves?	None
Additional rhythmic information	
OTHER	
First slur	Stave 152 (62% into the book)
First dynamics	Stave 162 (66% into the book)
First tempo marking (in Italian)	Stave 143 (58% into the book)
Fingering chart	To second register G
TEXT / PICTURES	
Text	One page in the beginning devoted to theory. Some text when introducing new concepts at the beginning of the lessons.
Photos / Diagrams	Diagram of the clarinet parts along with the fingering chart.
Practice record chart to be filled in by student/parent?	Yes

Table 5 - continued

TEXT / PICTURES - continued	
Progress chart for evaluation or teacher feedback?	No
Divided into lessons? Layout information	One lesson per page. New concepts are introduced at the beginning of each lesson. There are two pages of extra clarinet exercises in the back, with references when to play them within the book.
Glossary	No
Music theory observations	One page in the beginning devoted to theory. 4 staves of written work (1.6% of the book). 1 extra stave of composition.
Other	

Table 6: *Best in Class* by Bruce Pearson

BIBLIOGRAPHIC INFORMATION	
Title	Best in Class
Author	Bruce Pearson
Copyright	1982
Price	\$5.45 (www.kjos.com)
Publisher	Neil A. Kjos Music Company
Volume in a series?	Book 1 of 2
Meant for an entire band?	Yes
Other bibliographic information	
Technology supplement? CD, DVD, SmartMusic, website with technology?	No
References to supplementary material that would coincide?	No
Number of pages in book	33
Number of pages of introductory material before playing	3
Number of staves in book (including duets, not including piano accompaniment)	253
Average number of staves on a page	7.7
Number of exercises or melodies of any length	200
Average length of exercises (in staves)	1.26 staves
TECHNIQUE	
Range (highest note)	Second register G
When is the right hand introduced?	Stave 65 (26% into the book) with B
When and what is the first note over the register break?	Stave 139 (55% into the book) with E, D and F
After the register break is introduced, how many staves of exercises stay entirely below the break?	46 (25% of the remaining 184 staves)
Number of staves of complete exercises below the break	184 staves (73% of the book)
Scales - first complete major scale	Stave 133 (53% into the book)
Major scales consolidated in one place?	No
Arpeggios consolidated in one place?	No
Chromatic scale or exercise: first instance and how many staves?	Stave 154 (61% into the book); 1 stave (0.4% of the book)
Key signature - when introduced	Stave 83 (33% into the book)
Most number of flats/sharps in key signature	Up to 1 flat and sharp
Minor scales?	No
MELODIC MATERIAL	
Number of staves devoted to technical studies such as scales, arpeggios, and non-melodic exercises	97 (38% of the book)
Number of staves clearly meant to be recognizable melodies; folk melodies	81 (32% of the book)

Table 6 - continued

MELODIC MATERIAL - continued	
Number of staves of other melodic melodies	75 (30% of the book)
Total staves of non-technical material	156 (62% of the book)
Number of staves of holiday melodies	0
Number of staves of patriotic melodies	2 (1.3% of the melodies, 0.8% of the book)
Number of staves of solos with printed piano accompaniment	3 staves (1.2% of the book)
Number of staves of duets, trios, small ensemble	18 staves of duets (7.1% of the book); 6 staves of trios (2.4% of the book); 24 staves total (9.5% of the book)
Number of staves in divisi or in octaves	13 staves (5.1% of the book)
RHYTHM	
Time signature: first instance other than 4/4 or 3/4	None
Cut time: first instance and how many staves?	None
Compound meter (6/8 or 3/8): first instance and how many staves?	None
Dotted quarter-eighth notes in 4/4 or 3/4 meter: first instance and how many staves?	Stave 115 (45% into the book); 17 staves (6.7% of the book)
Triplets: first instance and how many staves?	None
Sixteenth notes: first instance and how many staves?	None
Dotted eighth-sixteenth notes: first instance and how many staves?	None
Syncopation: first instance and how many staves?	None
Rhythm notation exercises (non-pitch related): how many staves?	6 staves
Additional rhythmic information	17 of the music staves (6.7% of the book) include written counting work.
OTHER	
First slur	Stave 85 (34% into the book)
First dynamics	Stave 121 (48% into the book)
First tempo marking (in Italian)	Stave 214 (85% into the book)
Fingering chart	To altissimo D-sharp/E-flat
TEXT / PICTURES	
Text	Two pages of introductory text include clarinet assembly, reed placement, holding the instrument, posture, embouchure, breathing, breathing exercises, instrument maintenance. Text within the music appears mainly when introducing new concepts.
Photos / Diagrams	None
Practice record chart to be filled in by student/parent?	Practice chart in the beginning of the book.
Progress chart for evaluation or teacher feedback?	No

Table 6 - continued

TEXT / PICTURES - continued	
Divided into lessons? Layout information	No
Glossary	Yes
Music theory observations	25 staves (9.9% of the book) of written work included in the stave count (including written counting work mentioned in the additional rhythmic information section). 4 additional staves of written work.
Other	

Table 7: *The Boosey Woodwind Method*, Chris Morgan, Series Editor

BIBLIOGRAPHIC INFORMATION	
Title	The Boosey Woodwind Method
Author	Chris Morgan, Series Editor
Copyright	2001
Price	\$15.95 (Van Cott Information Services www.vcisinc.com)
Publisher	Boosey & Hawkes (Distributed by Hal Leonard)
Volume in a series?	Book 1 of 2
Meant for an entire band?	Individual or group instruction
Other bibliographic information	
Technology supplement? CD, DVD, SmartMusic, website with technology?	Audio CD with accompaniments. Tracks are clarinet and accompaniment, but with a CD player that has a left/right speaker balance adjustment, either part can be eliminated. www.boosey.com/pages/wm - registration required for some pages, but registration is fast. Includes some bonus 2nd clarinet parts, ensemble parts and mp3's.
References to supplementary material that would coincide?	The www.boosey.com website is mentioned in the beginning of the book. A piano accompaniment book is available.
Number of pages in book	64
Number of pages of introductory material before playing	5
Number of staves in book (including duets, not including piano accompaniment)	402
Average number of staves on a page	6.3
Number of exercises or melodies of any length	155
Average length of exercises (in staves)	2.59
TECHNIQUE	
Range (highest note)	Second register G
When is the right hand introduced?	Stave 80 (20% into the book) with B and A
When and what is the first note over the register break?	Stave 236 (59% into the book) with D, E and F
After the register break is introduced, how many staves of exercises stay entirely below the break?	70 (42% of the remaining 167 staves)
Number of staves of complete exercises below the break	305 (76% of the book)
Scales - first complete major scale	Stave 219 (54% into the book)
Major scales consolidated in one place?	No
Arpeggios consolidated in one place?	No
Chromatic scale or exercise: first instance and how many staves?	None
Key signature - when introduced	Stave 145 (36% into the book)
Most number of flats/sharps in key signature	Up to 2 flats and sharps
Minor scales?	No

Table 7 - continued

MELODIC MATERIAL	
Number of staves devoted to technical studies such as scales, arpeggios, and non-melodic exercises	58 (14% of the book)
Number of staves clearly meant to be recognizable melodies; folk melodies	131 (33% of the book)
Number of staves of other melodic melodies	213 (53% of the book)
Total staves of non-technical material	344 (86% of the book)
Number of staves of holiday melodies	10 (3% of the melodies, 2% of the book)
Number of staves of patriotic melodies	2 (0.6% of the melodies, 0.5% of the book)
Number of staves of solos with printed piano accompaniment	2 staves (0.6% of the melodies)
Number of staves of duets, trios, small ensemble	74 staves of duets (18% of the book); 57 staves of trios (14% of the book); 131 staves total (33% of the book)
Number of staves in divisi or in octaves	7 staves (1.7% of the book)
RHYTHM	
Time signature: first instance other than 4/4 or 3/4	Stave 297 (74% into the book) with 6/8 time
Cut time: first instance and how many staves?	None
Compound meter (6/8 or 3/8): first instance and how many staves?	Stave 297 (74% into the book); 19 staves (4.7% of the book)
Dotted quarter-eighth notes in 4/4 or 3/4 meter: first instance and how many staves?	Stave 185 (46% into the book); 55 staves (14% of the book)
Triplets: first instance and how many staves?	None
Sixteenth notes: first instance and how many staves?	None
Dotted eighth-sixteenth notes: first instance and how many staves?	None
Syncopation: first instance and how many staves?	None
Rhythm notation exercises (non-pitch related): how many staves?	23 staves
Additional rhythmic information	Many references to clapping or singing before playing an exercise. 10 staves of 5/4 and 10 staves of 7/4.
OTHER	
First slur	Stave 106 (26% into the book)
First dynamics	Stave 238 (59% into the book)
First tempo marking (in Italian)	Stave 222 (55% into the book)
Fingering chart	None
TEXT / PICTURES	
Text	The first pages include a list of supplies, clarinet assembly, reed placement, choosing a reed, posture, breathing, holding the clarinet, embouchure, tuning, clarinet disassembly, tonguing. Throughout the book, directions are regularly given with a few sentences, and are given before most of the exercises.

Table 7 - continued

TEXT / PICTURES - continued	
Photos / Diagrams	The first pages include diagrams of clarinet assembly, reed placement, posture, holding the clarinet, embouchure, and clarinet disassembly.
Practice record chart to be filled in by student/parent?	No
Progress chart for evaluation or teacher feedback?	No
Divided into lessons? Layout information	The book is divided into stages lasting between 6 and 9 pages. The last page of the book has checklists for each stage for tracking progress. The bottom of every page lists the new concepts that were introduced.
Glossary	
Music theory observations	New concepts are introduced within the music, and they are listed at the bottom of every page. Many references to clapping or singing before playing.
Other	Uses graphical notation when introducing new notes. Icons are included indicating activities such as a breathing activity or clapping/singing. Refers to notes also with the British terminology, e.g. crotchet and quarter note. Potentially difficult areas of the music are highlighted for extra attention.

Table 8: Breeze-Easy Method by Valentine Anzalone

BIBLIOGRAPHIC INFORMATION	
Title	Breeze-Easy Method
Author	Valentine Anzalone
Copyright	1958 (1984 renewed)
Price	\$7.95 (www.alfred.com)
Publisher	Warner Bros (Distributed by Alfred)
Volume in a series?	Book 1 of 2
Meant for an entire band?	Yes
Other bibliographic information	
Technology supplement? CD, DVD, SmartMusic, website with technology?	No
References to supplementary material that would coincide?	No
Number of pages in book	32
Number of pages of introductory material before playing	3
Number of staves in book (including duets, not including piano accompaniment)	260
Average number of staves on a page	8.1
Number of exercises or melodies of any length	191
Average length of exercises (in staves)	1.36
TECHNIQUE	
Range (highest note)	Second register A
When is the right hand introduced?	Stave 46 (18% into the book) with B
When and what is the first note over the register break?	Stave 105 (40% into the book) with F, E, D and C
After the register break is introduced, how many staves of exercises stay entirely below the break?	56 (36% of the remaining 156 staves)
Number of staves of complete exercises below the break	160 (62% of the book)
Scales - first complete major scale	Stave 84 (32% into the book)
Major scales consolidated in one place?	No
Arpeggios consolidated in one place?	No
Chromatic scale or exercise: first instance and how many staves?	Stave 184 (71% into the book); 4 staves (1.5% of the book)
Key signature - when introduced	Stave 77 (30% into the book)
Most number of flats/sharps in key signature	Up to 2 flats and 1 sharp
Minor scales?	No
MELODIC MATERIAL	
Number of staves devoted to technical studies such as scales, arpeggios, and non-melodic exercises	109 (42% of the book)
Number of staves clearly meant to be recognizable melodies; folk melodies	124 (48% of the book)

Table 8 - continued

MELODIC MATERIAL - continued	
Number of staves of other melodic melodies	27 (10% of the book)
Total staves of non-technical material	151 (58% of the book)
Number of staves of holiday melodies	5 (3.3% of the melodies, 1.9% of the book)
Number of staves of patriotic melodies	10 (6.6% of the melodies, 3.8% of the book)
Number of staves of solos with printed piano accompaniment	0
Number of staves of duets, trios, small ensemble	26 staves of duets (10% of the book)
Number of staves in divisi or in octaves	4 staves (1.5% of the book)
RHYTHM	
Time signature: first instance other than 4/4 or 3/4	None
Cut time: first instance and how many staves?	None
Compound meter (6/8 or 3/8): first instance and how many staves?	None
Dotted quarter-eighth notes in 4/4 or 3/4 meter: first instance and how many staves?	Stave 189 (73% into the book); 31 staves (12% of the book)
Triplets: first instance and how many staves?	None
Sixteenth notes: first instance and how many staves?	None
Dotted eighth-sixteenth notes: first instance and how many staves?	None
Syncopation: first instance and how many staves?	Stave 233 (90% into the book); 8 staves (3.1% of the book)
Rhythm notation exercises (non-pitch related): how many staves?	None
Additional rhythmic information	
OTHER	
First slur	Stave 85 (33% into the book)
First dynamics	Stave 189 (73% into the book)
First tempo marking (in Italian)	Stave 234 (90% into the book)
Fingering chart	To altissimo D
TEXT / PICTURES	
Text	Text within the music occurs when introducing new concepts.
Photos / Diagrams	Page 3 includes photos of embouchure and hand position.
Practice record chart to be filled in by student/parent?	None
Progress chart for evaluation or teacher feedback?	There is a place for teacher feedback at the end of each lesson.
Divided into lessons? Layout information	Divided into lessons, one per page.
Glossary	No

Table 8 - continued

TEXT / PICTURES - continued	
Music theory observations	Some theory concepts are covered in the first few pages, then reintroduced throughout the book. More are added throughout the book. When a new concept is introduced, a flag appears in the music.
Other	

Table 9: *Clarinet for Beginners* by Avrahm Galper

BIBLIOGRAPHIC INFORMATION	
Title	Clarinet for Beginners
Author	Avrahm Galper
Copyright	1970 (revised edition 1980)
Price	\$10.95 (www.halleonard.com)
Publisher	Boosey & Hawkes, distributed by Hal Leonard
Volume in a series?	Book I (Elementary) of II (Intermediate)
Meant for an entire band?	No
Other bibliographic information	
Technology supplement? CD, DVD, SmartMusic, website with technology?	No
References to supplementary material that would coincide?	A scales and arpeggios book is available.
Number of pages in book	36
Number of pages of introductory material before playing	3
Number of staves in book (including duets, not including piano accompaniment)	317
Average number of staves on a page	8.8
Number of exercises or melodies of any length	154
Average length of exercises (in staves)	2.06 staves
TECHNIQUE	
Range (highest note)	Second register C
When is the right hand introduced?	Stave 12 (3.8% into the book) with B, A and G
When and what is the first note over the register break?	Stave 144 (45% into the book) with G, F, E and D
After the register break is introduced, how many staves of exercises stay entirely below the break?	27 (15% of the remaining 184 staves)
Number of staves of complete exercises below the break	160 (50% of the book)
Scales - first complete major scale	180 (57% into the book)
Major scales consolidated in one place?	No
Arpeggios consolidated in one place?	No
Chromatic scale or exercise: first instance and how many staves?	Stave 271 (85% into the book); 5 staves (1.6% of the book)
Key signature - when introduced	Stave 45 (14% into the book)
Most number of flats/sharps in key signature	Up to 3 flats and sharps
Minor scales?	No
MELODIC MATERIAL	
Number of staves devoted to technical studies such as scales, arpeggios, and non-melodic exercises	155 (49% of the book)
Number of staves clearly meant to be recognizable melodies; folk melodies	111 (35% of the book)

Table 9 - continued

MELODIC MATERIAL - continued	
Number of staves of other melodic melodies	14 (4.4% of the book)
Total staves of non-technical material	125 (39% of the book)
Number of staves of holiday melodies	12 (9.6% of the melodies, 3.8% of the book)
Number of staves of patriotic melodies	0
Number of staves of solos with printed piano accompaniment	0
Number of staves of duets, trios, small ensemble	14 staves of duets (4.4% of the book)
Number of staves in divisi or in octaves	None
RHYTHM	
Time signature: first instance other than 4/4 or 3/4	Stave 115 (36% into the book) with cut time
Cut time: first instance and how many staves?	Stave 115 (36% into the book); 16 staves (5.0% of the book)
Compound meter (6/8 or 3/8): first instance and how many staves?	Stave 176 (56% into the book); 20 staves (6.3% of the book)
Dotted quarter-eighth notes in 4/4 or 3/4 meter: first instance and how many staves?	Stave 88 (28% into the book); 32 staves (10% of the book)
Triplets: first instance and how many staves?	Stave 163 (51% into the book); 20 staves (6.3% of the book)
Sixteenth notes: first instance and how many staves?	Stave 102 (32% into the book); 40 staves (13% of the book)
Dotted eighth-sixteenth notes: first instance and how many staves?	Stave 177 (56% into the book); 25 staves (7.9% of the book) *all are within compound meter
Syncopation: first instance and how many staves?	None
Rhythm notation exercises (non-pitch related): how many staves?	None
Additional rhythmic information	
OTHER	
First slur	Stave 1 (0.3% into the book)
First dynamics	None
First tempo marking (in Italian)	Stave 206 (65% into the book)
Fingering chart	To altissimo G
TEXT / PICTURES	
Text	The first pages include text regarding embouchure, initiating the sound, practicing, finger position, sound, throat tones, fingerings, breathing, and tonguing. Text within the music occurs when introducing new concepts.
Photos / Diagrams	None
Practice record chart to be filled in by student/parent?	No
Progress chart for evaluation or teacher feedback?	No
Divided into lessons? Layout information	Not divided into lessons.
Glossary	No

Table 9 - continued

TEXT / PICTURES - continued	
Music theory observations	
OTHER	

Table 10: Clarinet Student by Fred Weber

BIBLIOGRAPHIC INFORMATION	
Title	Clarinet Student
Author	Fred Weber in collaboration with Robert Lowry
Copyright	1969
Price	\$6.95 (www.alfred.com)
Publisher	Belwin-Mills (distributed by Alfred)
Volume in a series?	Book 1 of 2
Meant for an entire band?	No, but can be used for individual or like instrument instruction.
Other bibliographic information	Part of the Student Instrumental Course series
Technology supplement? CD, DVD, SmartMusic, website with technology?	No
References to supplementary material that would coincide?	Supplementary books in the Student Instrumental Course series: <i>Studies and Melodious Etudes</i> , <i>Tunes for Clarinet Technic</i> , <i>Clarinet Soloist</i> , and <i>Duets for Clarinet Students</i> .
Number of pages in book	40
Number of pages of introductory material before playing	2
Number of staves in book (including duets, not including piano accompaniment)	378
Average number of staves on a page	9.5
Number of exercises or melodies of any length	268
Average length of exercises (in staves)	1.41
TECHNIQUE	
Range (highest note)	Second register high C
When is the right hand introduced?	Stave 31 (8.2% into the book) with B
When and what is the first note over the register break?	Stave 90 (24% into the book) with E and G
After the register break is introduced, how many staves of exercises stay entirely below the break?	31 (11% of the remaining 289 staves)
Number of staves of complete exercises below the break	120 (32% of the book)
Scales - first complete major scale	Stave 79 (21% into the book)
Major scales consolidated in one place?	Yes, with C, F, G, B-flat, D, E-flat and A
Arpeggios consolidated in one place?	Yes
Chromatic scale or exercise: first instance and how many staves?	Stave 208 (55% into the book); 8 staves (2.1% of the book)
Key signature - when introduced	Stave 81 (21% into the book)
Most number of flats/sharps in key signature	Up to 3 flats and sharps
Minor scales?	No
MELODIC MATERIAL	
Number of staves devoted to technical studies such as scales, arpeggios, and non-melodic exercises	162 (43% of the book)

Table 10 - continued

MELODIC MATERIAL - continued	
Number of staves clearly meant to be recognizable melodies; folk melodies	120 (32% of the book)
Number of staves of other melodic melodies	96 (25% of the book)
Total staves of non-technical material	216 (57% of the book)
Number of staves of holiday melodies	2 (0.9% of the melodies, 0.5% of the book)
Number of staves of patriotic melodies	2 (0.9% of the melodies, 0.5% of the book)
Number of staves of solos with printed piano accompaniment	4 staves (1.1% of the book)
Number of staves of duets, trios, small ensemble	6 staves of duets (1.6% of the book)
Number of staves in divisi or in octaves	5 staves (1.3% of the book)
RHYTHM	
Time signature: first instance other than 4/4 or 3/4	Stave 75 (20% into the book) with cut time
Cut time: first instance and how many staves?	Stave 75 (20% into the book); 13 staves (3.4% of the book); 66 staves of a choice between 4/4 and cut time (16% of the book); 79 total staves (21% of the book)
Compound meter (6/8 or 3/8): first instance and how many staves?	Stave 272 (72% into the book) with 3/8 time; 25 staves (6.6% of the book)
Dotted quarter-eighth notes in 4/4 or 3/4 meter: first instance and how many staves?	Stave 235 (62% into the book); 16 staves (4.2% of the book)
Triplets: first instance and how many staves?	None
Sixteenth notes: first instance and how many staves?	Stave 305 (81% into the book); 36 staves (9.5% of the book)
Dotted eighth-sixteenth notes: first instance and how many staves?	None
Syncopation: first instance and how many staves?	None
Rhythm notation exercises (non-pitch related): how many staves?	None
Additional rhythmic information	
OTHER	
First slur	Stave 55 (15% into the book)
First dynamics	Stave 236 (62% into the book)
First tempo marking (in Italian)	None
Fingering chart	To altissimo F
TEXT / PICTURES	
Text	The first few pages include text on holding the instrument. Text within the music occurs when introducing new concepts. Many exercises include directions or reminders.
Photos / Diagrams	The first few pages include photos of hand position.
Practice record chart to be filled in by student/parent?	Yes
Progress chart for evaluation or teacher feedback?	No

Table 10 - continued

TEXT / PICTURES - continued	
Divided into lessons? Layout information	Divided into lessons of one per page.
Glossary	No
Music theory observations	Some rudiments are covered in the first few pages, then introduced within the music. 4 included staves of written work (1.1% of the book); 8 extra staves of written work.
OTHER	

Table 11: *Do It! Play Clarinet* by James O. Froseth

BIBLIOGRAPHIC INFORMATION	
Title	Do It! Play Clarinet
Author	James O. Froseth
Copyright	1997
Price	\$7.95 (www.giamusic.com)
Publisher	GIA Publications
Volume in a series?	Book I of II
Meant for an entire band?	Yes
Other bibliographic information	More information can be found at www.giamusic.com
Technology supplement? CD, DVD, SmartMusic, website with technology?	CD with accompaniments for most exercises. Index of the CD on page 48.
References to supplementary material that would coincide?	No
Number of pages in book	48
Number of pages of introductory material before playing	5
Number of staves in book (including duets, not including piano accompaniment)	264 (Not including 33 extra improvisation exercises)
Average number of staves on a page	5.5
Number of exercises or melodies of any length	137
Average length of exercises (in staves)	1.93
TECHNIQUE	
Range (highest note)	Second register D
When is the right hand introduced?	Stave 62 (23% into the book) with B
When and what is the first note over the register break?	Stave 205 (78% into the book) with C and B
After the register break is introduced, how many staves of exercises stay entirely below the break?	10 (17% of the remaining 60 staves)
Number of staves of complete exercises below the break	214 staves (81% of the book)
Scales - first complete major scale	None
Major scales consolidated in one place?	No
Arpeggios consolidated in one place?	No
Chromatic scale or exercise: first instance and how many staves?	None
Key signature - when introduced	Stave 16 (6% into the book)
Most number of flats/sharps in key signature	Up to 2 flats and shapes
Minor scales?	No
MELODIC MATERIAL	
Number of staves devoted to technical studies such as scales, arpeggios, and non-melodic exercises	0
Number of staves clearly meant to be recognizable melodies; folk melodies	211 (80% of the book)

Table 11 - continued

MELODIC MATERIAL - continued	
Number of staves of other melodic melodies	53 (20% of the book)
Total staves of non-technical material	264 (100% of the book)
Number of staves of holiday melodies	15 (5.7% of the melodies, 5.7% of the book)
Number of staves of patriotic melodies	0
Number of staves of solos with printed piano accompaniment	8 staves (3% of the book)
Number of staves of duets, trios, small ensemble	32 staves of duets (12% of the book)
Number of staves in divisi or in octaves	5 staves (1.9% of the book)
RHYTHM	
Time signature: first instance other than 4/4 or 3/4	Stave 123 (47% into the book) with 6/8 time
Cut time: first instance and how many staves?	None
Compound meter (6/8 or 3/8): first instance and how many staves?	Stave 123 (48% into the book); 21 staves (8.0% of the book)
Dotted quarter-eighth notes in 4/4 or 3/4 meter: first instance and how many staves?	Stave 173 (66% into the book); 15 staves (5.7% of the book)
Triplets: first instance and how many staves?	None
Sixteenth notes: first instance and how many staves?	None
Dotted eighth-sixteenth notes: first instance and how many staves?	None
Syncopation: first instance and how many staves?	None
Rhythm notation exercises (non-pitch related): how many staves?	None
Additional rhythmic information	There is a rhythmic pattern dictionary, which refers to specific exercises in the book.
OTHER	
First slur	Stave 45 (17% into the book)
First dynamics	Stave 42 (16% into the book)
First tempo marking (in Italian)	Stave 118 (45% into the book)
Fingering chart	To altissimo D
TEXT / PICTURES	
Text	The first few pages include information regarding embouchure, posture, hand position, and two pages of rudimentary theory concepts.
Photos / Diagrams	The first few pages include diagrams of embouchure, posture and hand position.
Practice record chart to be filled in by student/parent?	No
Progress chart for evaluation or teacher feedback?	No
Divided into lessons? Layout information	Though not explicitly divided into lessons, each page's exercises start with number one.

Table 11 - continued

TEXT / PICTURES - continued	
Glossary	Yes
Music theory observations	New concepts or terms are introduced within the music in bold or regular font. Two pages of rudiments are included in the beginning of the book. Improvisation is emphasized.
OTHER	63 staves of variations, presented directly after certain melodies (24% of the book).

Table 12: *Easy Steps to the Band* by Maurice D. Taylor

BIBLIOGRAPHIC INFORMATION	
Title	Easy Steps to the Band
Author	Maurice D. Taylor
Copyright	1939 (Renewed)
Price	\$6.95 (www.alfred.com)
Publisher	Alfred (Belwin originally)
Volume in a series?	No
Meant for an entire band?	Yes
Other bibliographic information	
Technology supplement? CD, DVD, SmartMusic, website with technology?	No
References to supplementary material that would coincide?	No
Number of pages in book	32
Number of pages of introductory material before playing	1
Number of staves in book (including duets, not including piano accompaniment)	339
Average number of staves on a page	10.6
Number of exercises or melodies of any length	243
Average length of exercises (in staves)	1.4
TECHNIQUE	
Range (highest note)	Second register high C
When is the right hand introduced?	Stave 57 (17% into the book) with B-flat
When and what is the first note over the register break?	Stave 98 (29% into the book) with E and F
After the register break is introduced, how many staves of exercises stay entirely below the break?	65 (27% of the remaining 242 staves)
Number of staves of complete exercises below the break	162 (48% of the book)
Scales - first complete major scale	Stave 152 (45% into the book)
Major scales consolidated in one place?	Yes, with C, F, B-flat, E-flat, A-flat, G, and D
Arpeggios consolidated in one place?	Yes
Chromatic scale or exercise: first instance and how many staves?	Stave 205 (60% into the book); 8 staves (64% of the book)
Key signature - when introduced	Stave 87 (26% into the book)
Most number of flats/sharps in key signature	Up to 4 flats and 2 sharps
Minor scales?	No
MELODIC MATERIAL	
Number of staves devoted to technical studies such as scales, arpeggios, and non-melodic exercises	131 (39% of the book)
Number of staves clearly meant to be recognizable melodies; folk melodies	105 (31% of the book)

Table 12 - continued

MELODIC MATERIAL - continued	
Number of staves of other melodic melodies	103 (30% of the book)
Total staves of non-technical material	208 (61% of the book)
Number of staves of holiday melodies	5 (2.4% of the melodies, 1.5% of the book)
Number of staves of patriotic melodies	6 (2.9% of the melodies, 1.8% of the book)
Number of staves of solos with printed piano accompaniment	0
Number of staves of duets, trios, small ensemble	26 staves of duets (7.7% of the book); 4 staves of trios (1.2% of the book); 30 staves total (8.8% of the book)
Number of staves in divisi or in octaves	46 staves (14% of the book)
RHYTHM	
Time signature: first instance other than 4/4 or 3/4	Stave 229 (68% into the book) with 6/8 time
Cut time: first instance and how many staves?	Stave 239 (71% into the book); 18 staves (5.3% of the book)
Compound meter (6/8 or 3/8): first instance and how many staves?	Stave 229 (68% into the book); 19 staves (5.6% of the book)
Dotted quarter-eighth notes in 4/4 or 3/4 meter: first instance and how many staves?	Stave 123 (36% into the book); 47 staves (14% of the book)
Triplets: first instance and how many staves?	Stave 259 (76% into the book); 4 staves (1.2% of the book)
Sixteenth notes: first instance and how many staves?	Stave 208 (61% into the book); 11 staves (3.2% of the book)
Dotted eighth-sixteenth notes: first instance and how many staves?	Stave 198 (58% into the book); 25 staves (7.4% of the book)
Syncopation: first instance and how many staves?	Stave 250 (74% into the book); 8 staves (2.4% of the book)
Rhythm notation exercises (non-pitch related): how many staves?	None
Additional rhythmic information	
OTHER	
First slur	Stave 162 (48% into the book)
First dynamics	Stave 142 (42% into the book)
First tempo marking (in Italian)	Stave 168 (50% into the book)
Fingering chart	To altissimo G
TEXT / PICTURES	
Text	Text is included within the music when introducing new concepts. Reminders appear periodically regarding concepts such as tonguing, counting, and key signature.
Photos / Diagrams	The first page includes a photos of proper posture.
Practice record chart to be filled in by student/parent?	No
Progress chart for evaluation or teacher feedback?	No
Divided into lessons? Layout information	Yes, one per page.
Glossary	None
Music theory observations	New theory concepts are introduced within the music.
OTHER	

Table 13: *Ed Sueta Band Method* by Ed Sueta

BIBLIOGRAPHIC INFORMATION	
Title	Ed Sueta Band Method
Author	Ed Sueta
Copyright	1974
Price	\$6.95 book only; \$8.95 book and CD; \$5.95 CD sold separately (www.sheetmusicplus.com)
Publisher	Macie Publishing Company
Volume in a series?	Book 1 of 3
Meant for an entire band?	Yes
Other bibliographic information	
Technology supplement? CD, DVD, SmartMusic, website with technology?	Audio CD accompaniment available for most of book one. Meant for any band instrument.
References to supplementary material that would coincide?	No
Number of pages in book	41
Number of pages of introductory material before playing	1
Number of staves in book (including duets, not including piano accompaniment)	300
Average number of staves on a page	7.3
Number of exercises or melodies of any length	228
Average length of exercises (in staves)	1.32
TECHNIQUE	
Range (highest note)	Second register high C
When is the right hand introduced?	Stave 44 (15% into the book) with B
When and what is the first note over the register break?	Stave 97 (32% into the book) with G, F, E, D and C
After the register break is introduced, how many staves of exercises stay entirely below the break?	94 (46% of the remaining 204 staves)
Number of staves of complete exercises below the break	190 staves (63% of the book)
Scales - first complete major scale	Stave 142 (47% into the book)
Major scales consolidated in one place?	Yes, with C, F, G, B-flat, D, E-flat, and A
Arpeggios consolidated in one place?	No
Chromatic scale or exercise: first instance and how many staves?	Stave 203 (68% into the book); 9 staves (3% of the book)
Key signature - when introduced	Stave 68 (23% into the book)
Most number of flats/sharps in key signature	Up to 3 flats and sharps
Minor scales?	No
MELODIC MATERIAL	
Number of staves devoted to technical studies such as scales, arpeggios, and non-melodic exercises	136 (45% of the book)

Table 13 - continued

MELODIC MATERIAL - continued	
Number of staves clearly meant to be recognizable melodies; folk melodies	156 (52% of the book)
Number of staves of other melodic melodies	8 (2.7% of the book)
Total staves of non-technical material	164 (55% of the book)
Number of staves of holiday melodies	23 (14% of the melodies, 7.7% of the book)
Number of staves of patriotic melodies	14 (8.5% of the melodies, 4.7% of the book)
Number of staves of solos with printed piano accompaniment	0
Number of staves of duets, trios, small ensemble	None
Number of staves in divisi or in octaves	6 staves (2% of the book)
RHYTHM	
Time signature: first instance other than 4/4 or 3/4	None
Cut time: first instance and how many staves?	None
Compound meter (6/8 or 3/8): first instance and how many staves?	None
Dotted quarter-eighth notes in 4/4 or 3/4 meter: first instance and how many staves?	Stave 231 (77% into the book); 43 staves (14% of the book)
Triplets: first instance and how many staves?	Stave 300 (100% into the book); 1 stave (0.3% of the book)
Sixteenth notes: first instance and how many staves?	Stave 291 (97% into the book); 11 staves (3.7% of the book)
Dotted eighth-sixteenth notes: first instance and how many staves?	Stave 300 (100% into the book); 1 stave (0.3% of the book)
Syncopation: first instance and how many staves?	None
Rhythm notation exercises (non-pitch related): how many staves?	101 extra staves, all in the back of the book. They are meant to coincide with lessons, as noted on page one of the book.
Additional rhythmic information	24 of the exercise staves are rhythmic exercises. These are indicated with circled numbers, and the numbers are shown in the lesson if they are used.
OTHER	
First slur	Stave 83 (28% into the book)
First dynamics	Stave 236 (79% into the book)
First tempo marking (in Italian)	Stave 69 (23% into the book)
Fingering chart	To second register high C
TEXT / PICTURES	
Text	Text is included when introducing new concepts.
Photos / Diagrams	A diagram of a piano keyboard is included to help illustrate chromatics.
Practice record chart to be filled in by student/parent?	No
Progress chart for evaluation or teacher feedback?	No

Table 13 - continued

TEXT / PICTURES - continued	
Divided into lessons? Layout information	Divided into lessons of one page each.
Glossary	None
Music theory observations	Page one includes a syllabic approach to note values. Page two includes some basic introductory theory concepts. Some new concepts are introduced at the tops of pages, and some within the music.
OTHER	

Table 14: *Essential Elements 2000 Plus DVD* by Tim Lautzenheiser, John Higgins, Charles Menghini, Paul Lavender, Tom C. Rhodes, and Don Bierschnk

BIBLIOGRAPHIC INFORMATION	
Title	Essential Elements 2000 Plus DVD
Author	Tim Lautzenheiser, John Higgins, Charles Menghini, Paul Lavender, Tom C. Rhodes, Don Bierschenk
Copyright	1999
Price	\$7.95 (www.halleonard.com); A version without the DVD is available for \$6.95
Publisher	Hal Leonard Corporation
Volume in a series?	Book 1 of 2
Meant for an entire band?	Yes
Other bibliographic information	
Technology supplement? CD, DVD, SmartMusic, website with technology?	CD audio/CD-ROM: Audio includes accompaniment to the first 58 out of 185 total tracks. Each track includes a performance version followed by an accompaniment version. CD-ROM adds downloadable items such as tempo adjustment software, SmartMusic Software with special offer, and Finale NotePad software. DVD video/DVD-ROM: Video includes the basics, all 185 play along tracks. DVD-ROM includes printable duets and trios, band music audio. Hal Leonard website has additional features.
References to supplementary material that would coincide?	Though not mentioned in the book, there is a <i>Christmas Favorites</i> solo book with accompaniment book available.
Number of pages in book	48
Number of pages of introductory material before playing	3
Number of staves in book (including duets, not including piano accompaniment)	328
Average number of staves on a page	6.8
Number of exercises or melodies of any length	194
Average length of exercises (in staves)	1.69 staves
TECHNIQUE	
Range (highest note)	Second register G
When is the right hand introduced?	Stave 35 (11% into the book) with B
When and what is the first note over the register break?	Stave 155 (52% into the book) with E
After the register break is introduced, how many staves of exercises stay entirely below the break?	34 (20% of the remaining 174 staves)
Number of staves of complete exercises below the break	154 (47% of the book)
Scales - first complete major scale	Stave 193 (59% into the book)
Major scales consolidated in one place?	Yes, with C, F, G and B-flat
Arpeggios consolidated in one place?	Yes
Chromatic scale or exercise: first instance and how many staves?	Stave 242 (74% into the book); 7 staves (2.1% of the book)

Table 14 - continued

TECHNIQUE - continued	
Key signature - when introduced	Stave 91 (28% into the book)
Most number of flats/sharps in key signature	Up to 1 flat and 2 sharps
Minor scales?	No
MELODIC MATERIAL	
Number of staves devoted to technical studies such as scales, arpeggios, and non-melodic exercises	80 (24% of the book)
Number of staves clearly meant to be recognizable melodies; folk melodies	192 (59% of the book)
Number of staves of other melodic melodies	56 (17% of the book)
Total staves of non-technical material	248 (76% of the book)
Number of staves of holiday melodies	8 (3.2% of the melodies, 2.4% of the book)
Number of staves of patriotic melodies	14 (5.6% of the melodies, 4.3% of the book)
Number of staves of solos with printed piano accompaniment	10 staves (3.0% of the book)
Number of staves of duets, trios, small ensemble	34 staves of duets (10% of the book); 6 staves of trio (1.8% of the book); 40 staves total (12% of the book)
Number of staves in divisi or in octaves	None
RHYTHM	
Time signature: first instance other than 4/4 or 3/4	None
Cut time: first instance and how many staves?	None
Compound meter (6/8 or 3/8): first instance and how many staves?	None
Dotted quarter-eighth notes in 4/4 or 3/4 meter: first instance and how many staves?	Stave 142 (43% into the book); 58 staves (18% of the book)
Triplets: first instance and how many staves?	None
Sixteenth notes: first instance and how many staves?	None
Dotted eighth-sixteenth notes: first instance and how many staves?	None
Syncopation: first instance and how many staves?	None
Rhythm notation exercises (non-pitch related): how many staves?	31 extra staves, 18 of which are on two pages in the back of the book.
Additional rhythmic information	
OTHER	
First slur	Stave 120 (37% into the book)
First dynamics	Stave 39 (12% into the book)
First tempo marking (in Italian)	Stave 53 (16% into the book)
Fingering chart	To altissimo G

Table 14 - continued

TEXT / PICTURES	
Text	Three pages of introductory text include a brief history of the clarinet, the clarinet family, prominent composers and performers, posture, breathing/airstream, embouchure, reed placement, instrument maintenance, instrument assembly. Text within the music appears mainly in highlighted sections when introducing new concepts. Some music history is included in highlighted sections.
Photos / Diagrams	An introductory page includes a diagram of proper posture, and a picture of the parts of the clarinet.
Practice record chart to be filled in by student/parent?	Yes
Progress chart for evaluation or teacher feedback?	An achievement chart is included in the back.
Divided into lessons? Layout information	Not divided into lessons.
Glossary	An index of concepts is included.
Music theory observations	A few theory concepts are introduced in the opening pages, then added within the music. 10 staves (3% of the book) include a written/composition component. 8 extra staves of composition/improvisation exercises.
OTHER	

Table 15: First Division Band Course by Fred Weber

BIBLIOGRAPHIC INFORMATION	
Title	First Division Band Course
Author	Fred Weber
Copyright	1962 (Renewed 1990)
Price	\$6.95 (www.alfred.com)
Publisher	Belwin-Mills, distributed by Alfred
Volume in a series?	Book 1 of 4
Meant for an entire band?	Yes
Other bibliographic information	
Technology supplement? CD, DVD, SmartMusic, website with technology?	No
References to supplementary material that would coincide?	<i>Fun With Fundamentals</i> . There are occasional references within the music to solos found in <i>Time for Solos</i> .
Number of pages in book	28
Number of pages of introductory material before playing	4
Number of staves in book (including duets, not including piano accompaniment)	195
Average number of staves on a page	7
Number of exercises or melodies of any length	135
Average length of exercises (in staves)	1.44
TECHNIQUE	
Range (highest note)	Second register A
When is the right hand introduced?	Stave 60 (31% into the book) with B
When and what is the first note over the register break?	Stave 99 (51% into the book) with E and F
After the register break is introduced, how many staves of exercises stay entirely below the break?	46 (47% of the remaining 97 staves)
Number of staves of complete exercises below the break	98 (50% of the book)
Scales - first complete major scale	Stave 80 (41% into the book)
Major scales consolidated in one place?	No
Arpeggios consolidated in one place?	No
Chromatic scale or exercise: first instance and how many staves?	None
Key signature - when introduced	Stave 45 (23% into the book)
Most number of flats/sharps in key signature	Up to 1 flat and sharp
Minor scales?	No
MELODIC MATERIAL	
Number of staves devoted to technical studies such as scales, arpeggios, and non-melodic exercises	51 (26% of the book)
Number of staves clearly meant to be recognizable melodies; folk melodies	79 (41% of the book)

Table 15 - continued

MELODIC MATERIAL - continued	
Number of staves of other melodic melodies	65 (33% of the book)
Total staves of non-technical material	144 (74% of the book)
Number of staves of holiday melodies	3 (2.1% of the melodies, 1.5% of the book)
Number of staves of patriotic melodies	0
Number of staves of solos with printed piano accompaniment	3 staves (1.5% of the book)
Number of staves of duets, trios, small ensemble	54 staves of duets (28% of the book); 3 staves of up to a quartet and 4 staves of up to a quintet; 61 staves total (31% of the book)
Number of staves in divisi or in octaves	18 staves (9.2% of the book)
RHYTHM	
Time signature: first instance other than 4/4 or 3/4	Stave 41 (21% into the book) with cut time
Cut time: first instance and how many staves?	Stave 41 (21% into the book); 35 staves (18% of the book. Most of these are a choice between 4/4 and cut time.)
Compound meter (6/8 or 3/8): first instance and how many staves?	None
Dotted quarter-eighth notes in 4/4 or 3/4 meter: first instance and how many staves?	None
Triplets: first instance and how many staves?	None
Sixteenth notes: first instance and how many staves?	None
Dotted eighth-sixteenth notes: first instance and how many staves?	None
Syncopation: first instance and how many staves?	None
Rhythm notation exercises (non-pitch related): how many staves?	None
Additional rhythmic information	
OTHER	
First slur	Stave 50 (26% into the book)
First dynamics	Stave 125 (64% into the book)
First tempo marking (in Italian)	Stave 125 (64% into the book)
Fingering chart	To second register high C
TEXT / PICTURES	
Text	The first pages include text regarding clarinet assembly, reed placement, and holding the instrument. Text within the music occurs when introducing new concepts, and with occasional reminders.
Photos / Diagrams	The first pages include a diagram of the parts of the clarinet, and pictures of hand position.
Practice record chart to be filled in by student/parent?	Yes
Progress chart for evaluation or teacher feedback?	There's a review page toward the end with a chart for a teacher to enter points.

Table 15 - continued

TEXT / PICTURES - continued	
Divided into lessons? Layout information	Though not explicitly divided into lessons, each page's exercise numbers start at one. New concepts are introduced within the music in circles.
Glossary	Yes
Music theory observations	A few theory concepts are introduced in the opening pages, then added within the music in circles. 3 extra staves of theory work is included.
OTHER	

Table 16: Galper Clarinet Method by Avrahm Galper

BIBLIOGRAPHIC INFORMATION	
Title	Galper Clarinet Method with Accompaniment Chords
Author	Avrahm Galper
Copyright	1995
Price	\$11.95 (www.eble.com)
Publisher	Waterloo Music Company
Volume in a series?	Book I of II
Meant for an entire band?	No
Other bibliographic information	
Technology supplement? CD, DVD, SmartMusic, website with technology?	No
References to supplementary material that would coincide?	No
Number of pages in book	41
Number of pages of introductory material before playing	1
Number of staves in book (including duets, not including piano accompaniment)	330
Average number of staves on a page	8
Number of exercises or melodies of any length	157
Average length of exercises (in staves)	2.10 staves
TECHNIQUE	
Range (highest note)	Second register C
When is the right hand introduced?	Stave 9 (2.7% into the book) with B, A and G
When and what is the first note over the register break?	Stave 146 (44% into the book) with F, G, E and D
After the register break is introduced, how many staves of exercises stay entirely below the break?	60 (34% of the remaining 178 staves)
Number of staves of complete exercises below the break	212 (64% of the book)
Scales - first complete major scale	Stave 232 (70% into the book)
Major scales consolidated in one place?	No
Arpeggios consolidated in one place?	No
Chromatic scale or exercise: first instance and how many staves?	Stave 298 (90% into the book); 4 staves (1.2% of the book)
Key signature - when introduced	Stave 57 (17% into the book)
Most number of flats/sharps in key signature	Up to 4 flats and 3 sharps
Minor scales?	No
MELODIC MATERIAL	
Number of staves devoted to technical studies such as scales, arpeggios, and non-melodic exercises	140 (42% of the book)
Number of staves clearly meant to be recognizable melodies; folk melodies	128 (39% of the book)

Table 16 - continued

MELODIC MATERIAL - continued	
Number of staves of other melodic melodies	62 (19% of the book)
Total staves of non-technical material	190 (58% of the book)
Number of staves of holiday melodies	10 (5.3% of the melodies, 3% of the book)
Number of staves of patriotic melodies	0
Number of staves of solos with printed piano accompaniment	0
Number of staves of duets, trios, small ensemble	None
Number of staves in divisi or in octaves	None
RHYTHM	
Time signature: first instance other than 4/4 or 3/4	Stave 123 (37% into the book) with cut time
Cut time: first instance and how many staves?	Stave 123 (37% into the book); 8 staves (2.4% of the book)
Compound meter (6/8 or 3/8): first instance and how many staves?	Stave 226 (68% into the book); 12 staves (3.6% of the total)
Dotted quarter-eighth notes in 4/4 or 3/4 meter: first instance and how many staves?	Stave 103 (31% into the book); 24 staves (7.3% of the book)
Triplets: first instance and how many staves?	Stave 137 (41% into the book); 10 staves (3% of the total)
Sixteenth notes: first instance and how many staves?	Stave 206 (62% into the book); 16 staves (4.8% of the book)
Dotted eighth-sixteenth notes: first instance and how many staves?	Stave 228 (69% into the book); 6 staves (1.8% of the book)
Syncopation: first instance and how many staves?	None
Rhythm notation exercises (non-pitch related): how many staves?	None
Additional rhythmic information	
OTHER	
First slur	Stave 2 (0.6% into the book)
First dynamics	Stave 146 (44% into the book)
First tempo marking (in Italian)	Stave 226 (68% into the book)
Fingering chart	None
TEXT / PICTURES	
Text	The first pages include text regarding practicing and initiating a sound.
Photos / Diagrams	None
Practice record chart to be filled in by student/parent?	No
Progress chart for evaluation or teacher feedback?	No
Divided into lessons? Layout information	Divided into lessons, one per page and generally focusing on one topic.
Glossary	No
Music theory observations	Accompaniment chords are given above most of the music
OTHER	

Table 17: *Hendrickson Method for Clarinet* by Clarence V. Hendrickson

BIBLIOGRAPHIC INFORMATION	
Title	Hendrickson Method for Clarinet
Author	Clarence V. Hendrickson
Copyright	1941
Price	\$8.95 (www.alfred.com)
Publisher	Belwin
Volume in a series?	Book One of Two
Meant for an entire band?	No
Other bibliographic information	
Technology supplement? CD, DVD, SmartMusic, website with technology?	No
References to supplementary material that would coincide?	No
Number of pages in book	48
Number of pages of introductory material before playing	1
Number of staves in book (including duets, not including piano accompaniment)	553
Average number of staves on a page	11.5
Number of exercises or melodies of any length	275
Average length of exercises (in staves)	2.01
TECHNIQUE	
Range (highest note)	Altissimo F
When is the right hand introduced?	Stave 13 (2.4% into the book) with B
When and what is the first note over the register break?	Stave 119 (22% into the book) with B
After the register break is introduced, how many staves of exercises stay entirely below the break?	9 (6.7% of the remaining 135 staves)
Number of staves of complete exercises below the break	127 (23% of the book)
Scales - first complete major scale	Stave 96 (17% into the book)
Major scales consolidated in one place?	Yes, last page with C, F, D, G, B-flat, and E-flat
Arpeggios consolidated in one place?	Yes
Chromatic scale or exercise: first instance and how many staves?	Stave 469 (85% into the book); 25 staves (4.5% of the book)
Key signature - when introduced	Stave 96 (17% into the book)
Most number of flats/sharps in key signature	Up to 3 flats and sharps
Minor scales?	No
MELODIC MATERIAL	
Number of staves devoted to technical studies such as scales, arpeggios, and non-melodic exercises	200 (36% of the book)
Number of staves clearly meant to be recognizable melodies; folk melodies	41 (7.4% of the book)

Table 17 - continued

MELODIC MATERIAL - continued	
Number of staves of other melodic melodies	312 (56% of the book)
Total staves of non-technical material	353 (64% of the book)
Number of staves of holiday melodies	0
Number of staves of patriotic melodies	2 (0.6% of the melodies, 0.4% of the book)
Number of staves of solos with printed piano accompaniment	0
Number of staves of duets, trios, small ensemble	None
Number of staves in divisi or in octaves	None
RHYTHM	
Time signature: first instance other than 4/4 or 3/4	Stave 239 (43% into the book) with 3/8 time
Cut time: first instance and how many staves?	Stave 492 (89% into the book); 22 staves (4.0% of the book)
Compound meter (6/8 or 3/8): first instance and how many staves?	Stave 239 (43% into the book); 67 staves (12% of the book)
Dotted quarter-eighth notes in 4/4 or 3/4 meter: first instance and how many staves?	Stave 112 (20% into the book); 59 staves (11% of the book)
Triplets: first instance and how many staves?	Stave 323 (58% into the book); 22 staves (4.0% of the book)
Sixteenth notes: first instance and how many staves?	Stave 379 (69% into the book); 63 staves (11% of the book)
Dotted eighth-sixteenth notes: first instance and how many staves?	Stave 383 (69% into the book); 30 staves (5.4% of the book)
Syncopation: first instance and how many staves?	Stave 519 (94% into the book); 7 staves (1.3% of the book)
Rhythm notation exercises (non-pitch related): how many staves?	3 extra staves
OTHER	
First slur	Stave 61 (11% into the book)
First dynamics	Stave 341 (62% into the book)
First tempo marking (in Italian)	Stave 402 (73% into the book)
Fingering chart	
TEXT / PICTURES	
Text	An introductory page covers reed and mouthpiece selection, instrument care, embouchure, and tonguing. Text within the music occurs when introducing new concepts.
Photos / Diagrams	None
Practice record chart to be filled in by student/parent?	None
Progress chart for evaluation or teacher feedback?	None
Divided into lessons? Layout information	Not divided into lessons. The book is divided into two parts.
Glossary	None
Music theory observations	New concepts are introduced within the music.
OTHER	

Table 18: Langenus Complete Method for the Clarinet by Gustave Langenus

BIBLIOGRAPHIC INFORMATION	
Title	Langenus Complete Method for the Clarinet in Three Parts
Author	Gustave Langenus
Copyright	1923
Price	\$19.50 (www.vcisinc.com)
Publisher	Carl Fischer
Volume in a series?	Part 1 of 3
Meant for an entire band?	No
Other bibliographic information	
Technology supplement? CD, DVD, SmartMusic, website with technology?	No
References to supplementary material that would coincide?	No
Number of pages in book	97
Number of pages of introductory material before playing	8
Number of staves in book (including duets, not including piano accompaniment)	997
Average number of staves on a page	10.3
Number of exercises or melodies of any length	126
Average length of exercises (in staves)	7.91
TECHNIQUE	
Range (highest note)	Altissimo G
When is the right hand introduced?	Stave 13 (1.3% into the book) with B, A, G, F and E
When and what is the first note over the register break?	Stave 28 (2.8% into the book) with B, C, D, E, F, G and A
After the register break is introduced, how many staves of exercises stay entirely below the break?	91 (9.4% of the remaining 970 staves)
Number of staves of complete exercises below the break	118 (12% of the book)
Scales - first complete major scale	Stave 117 (12% into the book)
Major scales consolidated in one place?	Yes, with C, D, B-flat, A, and E-flat
Arpeggios consolidated in one place?	No
Chromatic scale or exercise: first instance and how many staves?	Stave 433 (43% into the book); 16 staves (1.6% of the book)
Key signature - when introduced	Stave 151 (15% into the book)
Most number of flats/sharps in key signature	Up to 4 flats and 6 sharps
Minor scales?	Yes
MELODIC MATERIAL	
Number of staves devoted to technical studies such as scales, arpeggios, and non-melodic exercises	480 (48% of the book)
Number of staves clearly meant to be recognizable melodies; folk melodies	22 (2.2% of the book)

Table 18 - continued

MELODIC MATERIAL - continued	
Number of staves of other melodic melodies	495 (59% of the book)
Total staves of non-technical material	517 (52% of the book)
Number of staves of holiday melodies	0
Number of staves of patriotic melodies	0
Number of staves of solos with printed piano accompaniment	0
Number of staves of duets, trios, small ensemble	385 staves of duets (39% of the book)
Number of staves in divisi or in octaves	None
RHYTHM	
Time signature: first instance other than 4/4 or 3/4	Stave 41 (4.1% into the book) with 6/8
Cut time: first instance and how many staves?	Stave 739 (74% into the book); 12 staves (1.2% of the book)
Compound meter (6/8 or 3/8): first instance and how many staves?	Stave 41 (4.1% into the book); 92 staves (9.2% of the book)
Dotted quarter-eighth notes in 4/4 or 3/4 meter: first instance and how many staves?	Stave 110 (11% into the book); 30 staves (3.0% of the book)
Triplets: first instance and how many staves?	Stave 119 (12% into the book); 70 staves (7.0% of the book)
Sixteenth notes: first instance and how many staves?	Stave 88 (8.8% into the book); 335 staves (34% of the book)
Dotted eighth-sixteenth notes: first instance and how many staves?	Stave 195 (20% into the book); 57 staves (5.7% of the book)
Syncopation: first instance and how many staves?	Stave 230 (23% into the book); 18 staves (1.8% of the book)
Rhythm notation exercises (non-pitch related): how many staves?	None
Additional rhythmic information	
OTHER	
First slur	Stave 1 (0.1% into the book)
First dynamics	Stave 90 (9.0% into the book)
First tempo marking (in Italian)	Stave 630 (63% into the book)
Fingering chart	To extreme altissimo C-sharp/D-flat
TEXT / PICTURES	
Text	Introductory text includes a history of the clarinet, notes to the teacher, parts of the clarinet, hand, body and finger position, embouchure, tonguing, breathing, tone, squeaks, metronome use, and practice advice. Text within the music occurs when introducing new concepts and with reminders. One page in the middle is devoted to expression and dynamics.
Photos / Diagrams	Introductory photos of parts of the clarinet, mouthpiece and reed, and posture.
Practice record chart to be filled in by student/parent?	No

Table 18 - continued

TEXT / PICTURES - continued	
Progress chart for evaluation or teacher feedback?	No
Divided into lessons? Layout information	Though not explicitly divided into lessons, most new concepts are introduced at the tops of some pages.
Glossary	Yes
Music theory observations	New concepts are either introduced at some of the tops of pages or within the music.
OTHER	Includes a table of contents.

Table 19: Mel Bay's Clarinet Method by Louis Hittler

BIBLIOGRAPHIC INFORMATION	
Title	Mel Bay's Clarinet Method
Author	Louis Hittler
Copyright	1978 and 1992
Price	\$9.95 (www.melbay.com)
Publisher	Mel Bay Publications
Volume in a series?	No
Meant for an entire band?	No
Other bibliographic information	Search for "clarinet method" at www.melbay.com. Sample pages and the table of contents are available.
Technology supplement? CD, DVD, SmartMusic, website with technology?	No
References to supplementary material that would coincide?	One reference to a solo book appears to be in print: <i>Solo Pieces for the Beginning Clarinetist</i> by Norman Heim. It is mentioned in the introduction. An introductory primer is available for this book, but is not necessary.
Number of pages in book	98
Number of pages of introductory material before playing	5
Number of staves in book (including duets, not including piano accompaniment)	767
Average number of staves on a page	7.8
Number of exercises or melodies of any length	332
Average length of exercises (in staves)	2.31 staves
TECHNIQUE	
Range (highest note)	Altissimo F
When is the right hand introduced?	Stave 16 (2.1% into the book) with B, A and G
When and what is the first note over the register break?	Stave 98 (13% into the book) with E and F
After the register break is introduced, how many staves of exercises stay entirely below the break?	5 (0.7% of the remaining 670 staves)
Number of staves of complete exercises below the break	102 (13% of the book)
Scales - first complete major scale	Stave 51 (6.6% into the book)
Major scales consolidated in one place?	Yes, with C, D, E-flat, F, G and B-flat
Arpeggios consolidated in one place?	Yes
Chromatic scale or exercise: first instance and how many staves?	Stave 349 (46% into the book); 21 staves (2.7% of the book)
Key signature - when introduced	Stave 51 (6.6% into the book)
Most number of flats/sharps in key signature	Up to 4 flats and sharps
Minor scales?	No
MELODIC MATERIAL	
Number of staves devoted to technical studies such as scales, arpeggios, and non-melodic exercises	318 (41% of the book)

Table 19 - continued

MELODIC MATERIAL - continued	
Number of staves clearly meant to be recognizable melodies; folk melodies	242 (32% of the book)
Number of staves of other melodic melodies	207 (27% of the book)
Total staves of non-technical material	449 (59% of the book)
Number of staves of holiday melodies	20 (4.5% of the melodies, 2.6% of the book)
Number of staves of patriotic melodies	25 (5.6% of the melodies, 3.3% of the book)
Number of staves of solos with printed piano accompaniment	0
Number of staves of duets, trios, small ensemble	124 staves of duets (16% of the book); 9 staves of trios (1.2% of the book); 133 staves total (17.3% of the book)
Number of staves in divisi or in octaves	None
RHYTHM	
Time signature: first instance other than 4/4 or 3/4	Stave 132 (17% into the book) with cut time.
Cut time: first instance and how many staves?	Stave 132 (17% into the book); 59 staves (7.7% of the book) 29 staves are a choice between 4/4 and cut time
Compound meter (6/8 or 3/8): first instance and how many staves?	Stave 275 (36% into the book); 110 staves (14% of the book)
Dotted quarter-eighth notes in 4/4 or 3/4 meter: first instance and how many staves?	Stave 153 (20% into the book); 48 staves (6.3% of the book)
Triplets: first instance and how many staves?	Stave 149 (19% into the book); 22 staves (4.8% of the book)
Sixteenth notes: first instance and how many staves?	Stave 213 (28% into the book); 189 staves (25% of the book)
Dotted eighth-sixteenth notes: first instance and how many staves?	Stave 257 (34% into the book); 33 staves (4.3% of the book)
Syncopation: first instance and how many staves?	Stave 421 (55% into the book); 23 staves (3% of the total)
Rhythm notation exercises (non-pitch related): how many staves?	None
Additional rhythmic information	
OTHER	
First slur	Stave 58 (7.6% into the book)
First dynamics	Stave 250 (33% into the book)
First tempo marking (in Italian)	Stave 491 (64% into the book)
Fingering chart	To altissimo F
TEXT / PICTURES	
Text	The first pages include text (accompanying pictures) regarding clarinet assembly, reed placement, hand placement, posture, and embouchure. Tonguing is addressed. Text within the music occurs when introducing new concepts.
Photos / Diagrams	The first pages include photos of parts of the clarinet, clarinet assembly, reed placement, hand position, posture, and embouchure. Photos of hand position also accompany many new notes.

Table 19 - continued

TEXT / PICTURES - continued	
Practice record chart to be filled in by student/parent?	No
Progress chart for evaluation or teacher feedback?	No
Divided into lessons? Layout information	The book is not divided into lessons, but when a new concept is introduced, it is included in the exercises immediately following.
Glossary	No
Music theory observations	New concepts are introduced either in bold or within the music. There are two staves of fill in the blank fingerings.
OTHER	

Table 20: Mel Bay's Clarinet Primer for Beginning Instruction by Lou Hittler

BIBLIOGRAPHIC INFORMATION	
Title	Mel Bay's Clarinet Primer for Beginning Instruction
Author	Lou Hittler
Copyright	1977
Price	\$5.95 (www.melbay.com)
Publisher	Mel Bay Publications
Volume in a series?	No, but can be used as an introduction to <i>Mel Bay's Clarinet Method</i> .
Meant for an entire band?	No
Other bibliographic information	Search for "clarinet primer" at www.melbay.com. Sample pages and the table of contents are available.
Technology supplement? CD, DVD, SmartMusic, website with technology?	No
References to supplementary material that would coincide?	This book is an introductory primer for the <i>Mel Bay Clarinet Method</i> .
Number of pages in book	24
Number of pages of introductory material before playing	5
Number of staves in book (including duets, not including piano accompaniment)	105
Average number of staves on a page	4.4
Number of exercises or melodies of any length	43
Average length of exercises (in staves)	2.44
TECHNIQUE	
Range (highest note)	Second register G
When is the right hand introduced?	Stave 2 (1.9% into the book) with B, A and G
When and what is the first note over the register break?	Stave 84 (80% into the book) with D, E and F
After the register break is introduced, how many staves of exercises stay entirely below the break?	0 out of 20 remaining staves
Number of staves of complete exercises below the break	83 (79% of the book)
Scales - first complete major scale	None
Major scales consolidated in one place?	No
Arpeggios consolidated in one place?	No
Chromatic scale or exercise: first instance and how many staves?	None
Key signature - when introduced	Stave 32 (30% into the book)
Most number of flats/sharps in key signature	Up to 1 flat and sharp
Minor scales?	No
MELODIC MATERIAL	
Number of staves devoted to technical studies such as scales, arpeggios, and non-melodic exercises	9 (8.6% of the book)

Table 20 - continued

MELODIC MATERIAL – continued	
Number of staves clearly meant to be recognizable melodies; folk melodies	71 (68% of the book)
Number of staves of other melodic melodies	25 (24% of the book)
Total staves of non-technical material	96 (91% of the book)
Number of staves of holiday melodies	6 (6.3% of the melodies, 5.7% of the book)
Number of staves of patriotic melodies	0
Number of staves of solos with printed piano accompaniment	0
Number of staves of duets, trios, small ensemble	None
Number of staves in divisi or in octaves	None
RHYTHM	
Time signature: first instance other than 4/4 or 3/4	None
Cut time: first instance and how many staves?	None
Compound meter (6/8 or 3/8): first instance and how many staves?	None
Dotted quarter-eighth notes in 4/4 or 3/4 meter: first instance and how many staves?	62 (59% into the book); 2 staves (1.9% of the book)
Triplets: first instance and how many staves?	None
Sixteenth notes: first instance and how many staves?	None
Dotted eighth-sixteenth notes: first instance and how many staves?	None
Syncopation: first instance and how many staves?	None
Rhythm notation exercises (non-pitch related): how many staves?	None
Additional rhythmic information	
OTHER	
First slur	Stave 32 (30% into the book)
First dynamics	Stave 60 (57% into the book)
First tempo marking (in Italian)	None
Fingering chart	To altissimo F
TEXT / PICTURES	
Text	The first pages include text accompanying pictures about clarinet assembly, reed placement, holding the clarinet, posture, and embouchure. Text boxes within the music present new concepts.
Photos / Diagrams	Photos are included of parts of the clarinet, clarinet assembly, reed placement, holding the clarinet, posture, and embouchure. When new fingerings are presented, photos of hand position accompany the fingerings.
Practice record chart to be filled in by student/parent?	No

Table 20 - continued

TEXT / PICTURES - continued	
Progress chart for evaluation or teacher feedback?	No
Divided into lessons? Layout information	No
Glossary	No
Music theory observations	New concepts are introduced in text boxes within the music.
OTHER	

Table 21: Modern Course for the Clarinet by James Collis

BIBLIOGRAPHIC INFORMATION	
Title	Modern Course for the Clarinet
Author	James Collis
Copyright	1973
Price	\$14.95 (Van Cott Information Services www.vcisinc.com)
Publisher	Henri Elkan Music Publishing
Volume in a series?	Book 1 of 6
Meant for an entire band?	No
Other bibliographic information	
Technology supplement? CD, DVD, SmartMusic, website with technology?	No
References to supplementary material that would coincide?	Though not mentioned in the book, a book of supplementary scales and arpeggios is available.
Number of pages in book	33
Number of pages of introductory material before playing	0
Number of staves in book (including duets, not including piano accompaniment)	300
Average number of staves on a page	9.1
Number of exercises or melodies of any length	136
Average length of exercises (in staves)	2.21
TECHNIQUE	
Range (highest note)	Second register high C
When is the right hand introduced?	Stave 9 (3% into the book) with B, A and G
When and what is the first note over the register break?	Stave 94 (31% into the book) with E, F, G, D, C and B
After the register break is introduced, how many staves of exercises stay entirely below the break?	25 (30% of the 84 remaining staves)
Number of staves of complete exercises below the break	118 staves (39% of the book)
Scales - first complete major scale	Stave 253 (84% into the book)
Major scales consolidated in one place?	No
Arpeggios consolidated in one place?	No
Chromatic scale or exercise: first instance and how many staves?	None
Key signature - when introduced	Stave 46 (15% into the book)
Most number of flats/sharps in key signature	Up to 1 flat and sharp
Minor scales?	No
MELODIC MATERIAL	
Number of staves devoted to technical studies such as scales, arpeggios, and non-melodic exercises	31 (10% of the book)
Number of staves clearly meant to be recognizable melodies; folk melodies	220 (73% of the book)

Table 21 - continued

MELODIC MATERIAL - continued	
Number of staves of other melodic melodies	49 (16% of the book)
Total staves of non-technical material	269 (90% of the book)
Number of staves of holiday melodies	22 (8.2% of the melodies, 7.3% of the book)
Number of staves of patriotic melodies	7 (2.6% of the melodies, 2.3% of the book)
Number of staves of solos with printed piano accompaniment	0
Number of staves of duets, trios, small ensemble	None
Number of staves in divisi or in octaves	None
RHYTHM	
Time signature: first instance other than 4/4 or 3/4	Stave 165 (55% into the book) with 6/8 time
Cut time: first instance and how many staves?	None
Compound meter (6/8 or 3/8): first instance and how many staves?	Stave 165 (55% into the book); 32 staves (11% of the book)
Dotted quarter-eighth notes in 4/4 or 3/4 meter: first instance and how many staves?	Stave 96 (32% into the book); 38 staves (13% of the book)
Triplets: first instance and how many staves?	None
Sixteenth notes: first instance and how many staves?	Stave 218 (73% into the book); 44 staves (15% of the book)
Dotted eighth-sixteenth notes: first instance and how many staves?	Stave 280 (93% into the book); 6 staves (2.0% of the book)
Syncopation: first instance and how many staves?	None
Rhythm notation exercises (non-pitch related): how many staves?	None
Additional rhythmic information	
OTHER	
First slur	Stave 2 (0.7% into the book)
First dynamics	Stave 53 (18% into the book)
First tempo marking (in Italian)	None
Fingering chart	To altissimo G
TEXT / PICTURES	
Text	Text mainly consists of introducing new concepts within the music with a sentence or two. The bottom of each page includes a sentence or two of reminders having to do with reed placement, finger position, reed care, clarinet history, clarinet trivia, and tonguing.
Photos / Diagrams	None
Practice record chart to be filled in by student/parent?	No
Progress chart for evaluation or teacher feedback?	No
Divided into lessons? Layout information	No

Table 21 - continued

TEXT / PICTURES - continued	
Glossary	No
Music theory observations	New concepts or terms are introduced within the music.
OTHER	

Table 22: A New Tune a Day for Clarinet by Ned Bennett

BIBLIOGRAPHIC INFORMATION	
Title	A New Tune a Day for Clarinet, DVD Edition
Author	Ned Bennett
Copyright	2006
Price	\$17.95 for book/DVD edition; \$9.95 for book/CD edition
Publisher	Boston Music Company (distributed by Music Sales)
Volume in a series?	Book 1 of 2
Meant for an entire band?	No
Other bibliographic information	
Technology supplement? CD, DVD, SmartMusic, website with technology?	CD has both performance and accompaniment versions to most exercises. Where both parts of a duet are included on the CD, the top part is in one channel and the bottom part is in the other channel; DVD includes demonstrations of basic techniques and notation.
References to supplementary material that would coincide?	Though not mentioned in the book, <i>A New Tune a Day Performance Pieces</i> with CD is available.
Number of pages in book	64
Number of pages of introductory material before playing	5
Number of staves in book (including duets, not including piano accompaniment)	314 (25 extra staves of teacher only parts to duets)
Average number of staves on a page	4.9
Number of exercises or melodies of any length	155
Average length of exercises (in staves)	2.03 staves
TECHNIQUE	
Range (highest note)	Second register A
When is the right hand introduced?	Stave 64 (20% into the book) with B
When and what is the first note over the register break?	Stave 151 (48% into the book) with C, D, E, F and G
After the register break is introduced, how many staves of exercises stay entirely below the break?	43 (22% of the remaining 193 staves)
Number of staves of complete exercises below the break	193 (61% of the book)
Scales - first complete major scale	Stave 104 (33% into the book)
Major scales consolidated in one place?	Yes, with F, G and C
Arpeggios consolidated in one place?	Yes
Chromatic scale or exercise: first instance and how many staves?	None
Key signature - when introduced	Stave 66 (21% into the book)
Most number of flats/sharps in key signature	Up to 2 flats and 1 sharp
Minor scales?	Yes
MELODIC MATERIAL	
Number of staves devoted to technical studies such as scales, arpeggios, and non-melodic exercises	85 (27% of the book)

Table 22 - continued

MELODIC MATERIAL - continued	
Number of staves clearly meant to be recognizable melodies; folk melodies	176 (56% of the book)
Number of staves of other melodic melodies	53 (17% of the book)
Total staves of non-technical material	229 (73% of the book)
Number of staves of holiday melodies	12 (5.2% of the melodies, 3.8% of the book)
Number of staves of patriotic melodies	0
Number of staves of solos with printed piano accompaniment	0
Number of staves of duets, trios, small ensemble	93 staves of duets (30% of the book); 9 staves of trios (2.9% of the book); 24 staves of quartets (7.6% of the book); 126 staves total (40% of the book). 25 additional staves of the duets are designated for a teacher to play duets with the students.
Number of staves in divisi or in octaves	None
RHYTHM	
Time signature: first instance other than 4/4 or 3/4	Stave 294 (94% into the book) with 6/8 time
Cut time: first instance and how many staves?	None
Compound meter (6/8 or 3/8): first instance and how many staves?	Stave 294 (94% into the book); 13 staves (4.1% of the book)
Dotted quarter-eighth notes in 4/4 or 3/4 meter: first instance and how many staves?	Stave 113 (36% into the book); 59 staves (19% of the book)
Triplets: first instance and how many staves?	None
Sixteenth notes: first instance and how many staves?	None
Dotted eighth-sixteenth notes: first instance and how many staves?	None
Syncopation: first instance and how many staves?	Stave 166 (53% into the book); 11 staves (3.5% of the book)
Rhythm notation exercises (non-pitch related): how many staves?	None
Additional rhythmic information	
OTHER	
First slur	Stave 39 (12% into the book)
First dynamics	Stave 36 (11% into the book)
First tempo marking (in Italian)	Stave 232 (74% into the book)
Fingering chart	To altissimo A. Pull-out chart.
TEXT / PICTURES	
Text	First pages include theory rudiments, and reed and clarinet assembly. Along with making first sounds, breathing, posture, counting, embouchure, and tonguing are addressed. Within the music, more concepts are addressed such as air speed and miscellaneous reminders, and practice tips.

Table 22 - continued

TEXT / PICTURES - continued	
Photos / Diagrams	Pages in the beginning of the book include two pages of photos of parts of the clarinet and accessories, playing position, clarinet assembly, and swabbing. Along with making first sounds, photos are included of the abdomen, posture, and embouchure. Within the music when new fingerings are introduced, a photo of the fingering is presented along with a diagram. There are four more additional reminder photos of embouchure and playing position.
Practice record chart to be filled in by student/parent?	No
Progress chart for evaluation or teacher feedback?	There is a test after every five lessons.
Divided into lessons? Layout information	Yes, lasting approximately 2 to 4 pages each, with tests at the end of every 5 lessons.
Glossary	No
Music theory observations	New theory concepts are mentioned at the beginning of lessons, and introduced within the music. Tests at the end of every 5 lessons include written work. Chord symbols are provided with some exercises.
OTHER	

Table 23: Premier Performance by Ed Sueta

BIBLIOGRAPHIC INFORMATION	
Title	Premier Performance: An Innovative and Comprehensive Band Method
Author	Ed Sueta
Copyright	1999
Price	\$6.95 (www.sheetmusicplus.com); \$5.95 for separate accompaniment CD
Publisher	Ed Sueta Publications
Volume in a series?	Book 1 of 3
Meant for an entire band?	Yes
Other bibliographic information	
Technology supplement? CD, DVD, SmartMusic, website with technology?	Audio CD with accompaniments to almost all of the material. This CD can be used with all of the band instruments.
References to supplementary material that would coincide?	No
Number of pages in book	52
Number of pages of introductory material before playing	4
Number of staves in book (including duets, not including piano accompaniment)	353
Average number of staves on a page	6.8
Number of exercises or melodies of any length	208
Average length of exercises (in staves)	1.7
TECHNIQUE	
Range (highest note)	Second register high C
When is the right hand introduced?	Stave 66 (18.7% into the book) with B
When and what is the first note over the register break?	Stave 204 (58% into the book) with F, E and G
After the register break is introduced, how many staves of exercises stay entirely below the break?	59 (39% of the 150 remaining staves)
Number of staves of complete exercises below the break	262 (74% of the book)
Scales - first complete major scale	Stave 252 (71% into the book)
Major scales consolidated in one place?	No
Arpeggios consolidated in one place?	No
Chromatic scale or exercise: first instance and how many staves?	Stave 352 (99.7% into the book); 2 staves (0.6% of the book)
Key signature - when introduced	Stave 95 (27% into the book)
Most number of flats/sharps in key signature	Up to 2 flats and sharps
Minor scales?	No
MELODIC MATERIAL	
Number of staves devoted to technical studies such as scales, arpeggios, and non-melodic exercises	121 (34% of the book)

Table 23 - continued

MELODIC MATERIAL - continued	
Number of staves clearly meant to be recognizable melodies; folk melodies	137 (39% of the book)
Number of staves of other melodic melodies	95 (27% of the book)
Total staves of non-technical material	232 (66% of the book)
Number of staves of holiday melodies	18 (7.8% of the melodies, 5.1% of the book)
Number of staves of patriotic melodies	2 (0.9% of the melodies, 0.6% of the book)
Number of staves of solos with printed piano accompaniment	7 staves (2.0% of the book)
Number of staves of duets, trios, small ensemble	44 staves of duets (12% of the book); 6 staves of trios (1.7% of the book); 50 staves total (14% of the book)
Number of staves in divisi or in octaves	46 staves (13% of the book)
RHYTHM	
Time signature: first instance other than 4/4 or 3/4	None
Cut time: first instance and how many staves?	None
Compound meter (6/8 or 3/8): first instance and how many staves?	None
Dotted quarter-eighth notes in 4/4 or 3/4 meter: first instance and how many staves?	Stave 235 (67% into the book); 27 staves (7.6% of the book)
Triplets: first instance and how many staves?	None
Sixteenth notes: first instance and how many staves?	None
Dotted eighth-sixteenth notes: first instance and how many staves?	None
Syncopation: first instance and how many staves?	None
Rhythm notation exercises (non-pitch related): how many staves?	32 extra staves
Additional rhythmic information	
OTHER	
First slur	Stave 104 (29% into the book)
First dynamics	Stave 115 (33% into the book)
First tempo marking (in Italian)	Stave 115 (33% into the book)
Fingering chart	To altissimo D
TEXT / PICTURES	
Text	First pages include clarinet assembly, reed assembly, posture and playing position, embouchure, playing the first tone, and clarinet care. One page includes theory rudiments.
Photos / Diagrams	Introductory photos of parts of the clarinet, clarinet assembly, reed assembly, posture and playing position, and embouchure.
Practice record chart to be filled in by student/parent?	Yes
Progress chart for evaluation or teacher feedback?	No

Table 23 - continued

TEXT / PICTURES - continued	
Divided into lessons? Layout information	Not divided into lessons, but new concepts are introduced in boxes at the tops of pages. Extra clarinet technique exercises are located in the back of the book and referenced within the music.
Glossary	Yes
Music theory observations	New concepts are introduced in boxes at the tops of pages. 5 staves (1.4% of the book) of theory written work included in the stave count. 4 extra composition exercises and 1 extra written rhythm exercise. One introductory page includes theory rudiments.
OTHER	

Table 24: *Pro Art Clarinet Method* by Charles Benham

BIBLIOGRAPHIC INFORMATION	
Title	Pro Art Clarinet Method
Author	Charles Benham
Copyright	1955 (Renewed 1983)
Price	\$7.95 (www.alfred.com)
Publisher	Pro Art/Belwin Mills (distributed by Alfred)
Volume in a series?	Book 1 of 2
Meant for an entire band?	No
Other bibliographic information	
Technology supplement? CD, DVD, SmartMusic, website with technology?	No
References to supplementary material that would coincide?	No
Number of pages in book	48
Number of pages of introductory material before playing	7
Number of staves in book (including duets, not including piano accompaniment)	394
Average number of staves on a page	8.2
Number of exercises or melodies of any length	248
Average length of exercises (in staves)	1.59
TECHNIQUE	
Range (highest note)	Altissimo E-flat
When is the right hand introduced?	Stave 65 (12% into the book) with B
When and what is the first note over the register break?	Stave 180 (33% into the book) with G, F-sharp, E, D, C, B and F.
After the register break is introduced, how many staves of exercises stay entirely below the break?	18 (8.4% of the remaining 215 staves)
Number of staves of complete exercises below the break	197 (36% of the book)
Scales - first complete major scale	Stave 112 (20% of the book)
Major scales consolidated in one place?	No
Arpeggios consolidated in one place?	No
Chromatic scale or exercise: first instance and how many staves?	Stave 364 (66% into the book); 10 staves (1.8% of the book)
Key signature - when introduced	Stave 112 (20% into the book)
Most number of flats/sharps in key signature	Up to 3 flats and sharps
Minor scales?	No
MELODIC MATERIAL	
Number of staves devoted to technical studies such as scales, arpeggios, and non-melodic exercises	149 (38% of the book)
Number of staves clearly meant to be recognizable melodies; folk melodies	216 (55% of the book)

Table 24 - continued

MELODIC MATERIAL - continued	
Number of staves of other melodic melodies	29 (7.4% of the book)
Total staves of non-technical material	245 (62% of the book)
Number of staves of holiday melodies	20 (8.2% of the melodies, 5.1% of the book)
Number of staves of patriotic melodies	9 (3.7% of the melodies, 2.3% of the book)
Number of staves of solos with printed piano accompaniment	0
Number of staves of duets, trios, small ensemble	14 staves of duets (3.6% of the book); 8 staves of a quartet (2.0% of the book); 22 staves total (5.6% of the book)
Number of staves in divisi or in octaves	4 staves (1.0% of the book)
RHYTHM	
Time signature: first instance other than 4/4 or 3/4	Stave 250 (63% into the book) with cut time
Cut time: first instance and how many staves?	Stave 250 (63% into the book); 26 staves (6.6% of the book)
Compound meter (6/8 or 3/8): first instance and how many staves?	Stave 330 (84% into the book); 24 staves (6.1% of the book)
Dotted quarter-eighth notes in 4/4 or 3/4 meter: first instance and how many staves?	Stave 141 (36% into the book); 68 staves (17% of the book)
Triplets: first instance and how many staves?	Stave 341 (87% into the book); 1 stave (0.3% of the book)
Sixteenth notes: first instance and how many staves?	Stave 317 (80% into the book); 7 staves (1.8% of the book)
Dotted eighth-sixteenth notes: first instance and how many staves?	Stave 317 (80% into the book); 14 staves (3.6% of the book)
Syncopation: first instance and how many staves?	None
Rhythm notation exercises (non-pitch related): how many staves?	None
Additional rhythmic information	
OTHER	
First slur	Stave 67 (17% into the book)
First dynamics	None
First tempo marking (in Italian)	None
Fingering chart	To second register high C
TEXT / PICTURES	
Text	First pages include care and assembly of the instrument and reed placement, correct position, holding and fingering of the instrument, tone production and embouchure. Text within the music occurs when introducing new concepts.
Photos / Diagrams	Introductory photos include embouchure, hand position and posture.
Practice record chart to be filled in by student/parent?	Yes
Progress chart for evaluation or teacher feedback?	Yes, combined with the practice chart.

Table 24 - continued

TEXT / PICTURES - continued	
Divided into lessons? Layout information	Not explicitly divided into lessons, but each page starts the exercise numbers at one, and new concepts are often introduced at the tops of pages.
Glossary	Yes
Music theory observations	There are two introductory pages of theory rudiments. New concepts are introduced either at the tops of pages or within the music.
OTHER	

Table 25: *Progressive Clarinet* by Peter Gelling

BIBLIOGRAPHIC INFORMATION	
Title	Progressive Clarinet
Author	Peter Gelling
Copyright	2004
Price	\$19.95 (www.learntoplaymusic.com)
Publisher	LTP Publishing
Volume in a series?	No
Meant for an entire band?	No
Other bibliographic information	See www.learntoplaymusic.com
Technology supplement? CD, DVD, SmartMusic, website with technology?	Audio CD with accompaniments to almost all of the material.
References to supplementary material that would coincide?	Recommends self-supplementation with sheet music of favorite songs, listening to favorite CD's.
Number of pages in book	96
Number of pages of introductory material before playing	12
Number of staves in book (including duets, not including piano accompaniment)	287
Average number of staves on a page	3
Number of exercises or melodies of any length	122
Average length of exercises (in staves)	2.35
TECHNIQUE	
Range (highest note)	Altissimo E
When is the right hand introduced?	Stave 85 (30% into the book) with B
When and what is the first note over the register break?	Stave 192 (67% into the book) with B, C, D, E, F, G, A, B and C
After the register break is introduced, how many staves of exercises stay entirely below the break?	0 out of 95 remaining staves
Number of staves of complete exercises below the break	191 (67% of the book)
Scales - first complete major scale	Stave 119 (41% into the book)
Major scales consolidated in one place?	Yes, with C, F, B-flat, E-flat, A-flat, D-flat, G-flat, B, E, A, D and G
Arpeggios consolidated in one place?	No
Chromatic scale or exercise: first instance and how many staves?	Stave 252 (88% into the book); 7 staves (2.4% of the book)
Key signature - when introduced	Stave 130 (45% into the book)
Most number of flats/sharps in key signature	Up to 6 flats and 5 sharps
Minor scales?	Yes
MELODIC MATERIAL	
Number of staves devoted to technical studies such as scales, arpeggios, and non-melodic exercises	81 (28% of the book)
Number of staves clearly meant to be recognizable melodies; folk melodies	76 (26% of the book)

Table 25 - continued

MELODIC MATERIAL - continued	
Number of staves of other melodic melodies	130 (45% of the book)
Total staves of non-technical material	206 (72% of the book)
Number of staves of holiday melodies	0
Number of staves of patriotic melodies	0
Number of staves of solos with printed piano accompaniment	0
Number of staves of duets, trios, small ensemble	None
Number of staves in divisi or in octaves	None
RHYTHM	
Time signature: first instance other than 4/4 or 3/4	Stave 248 (86% into the book) with 6/8 time
Cut time: first instance and how many staves?	None
Compound meter (6/8 or 3/8): first instance and how many staves?	Stave 248 (86% into the book); 4 staves (1.4% of the book)
Dotted quarter-eighth notes in 4/4 or 3/4 meter: first instance and how many staves?	Stave 110 (38% into the book); 24 staves (8.4% of the book)
Triplets: first instance and how many staves?	Stave 172 (60% into the book); 11 staves (3.8% of the book)
Sixteenth notes: first instance and how many staves?	Stave 232 (81% into the book); 26 staves (9.1% of the book)
Dotted eighth-sixteenth notes: first instance and how many staves?	Stave 280 (98% into the book); 3 staves (1.0% of the book)
Syncopation: first instance and how many staves?	Stave 155 (54% into the book); 38 staves (13% of the book)
Rhythm notation exercises (non-pitch related): how many staves?	None
Additional rhythmic information	Swing rhythms are introduced.
OTHER	
First slur	Stave 43 (15% into the book)
First dynamics	None
First tempo marking (in Italian)	None
Fingering chart	To altissimo G
TEXT / PICTURES	
Text	First pages include a table of contents, information about buying or renting a clarinet, reed information, practice hints, clarinet and reed assembly, holding the clarinet, embouchure, tonguing, tuning with the CD, and introductory theory rudiments. Within the music, text appears when introducing new concepts. Two later pages are devoted to breathing and posture. Later text about tone development, transposing. Two pages in the back cover the theory behind chromatic and major scales. Two pages about keys and key signatures. Three pages about three forms of minor scales and keys.

Table 25 - continued

TEXT / PICTURES - continued	
Photos / Diagrams	Photo of the parts of the clarinet, embouchure, pulling the barrel out for intonation. Later, diagrams accompany breathing concepts and posture.
Practice record chart to be filled in by student/parent?	No
Progress chart for evaluation or teacher feedback?	No
Divided into lessons? Layout information	Divided into lessons of about 2 to 7 pages long.
Glossary	No
Music theory observations	Chord symbols accompany all the exercises. 12 bar blues is included. Improvisation is emphasized. Two pages of introductory rudiments. Two pages in the back cover the theory behind chromatic and major scales. Three pages in the back about keys and key signatures. New concepts or terms are also introduced within the music.
OTHER	

Table 26: *Progressive Beginner Clarinet* by Peter Gelling

BIBLIOGRAPHIC INFORMATION	
Title	Progressive Beginner Clarinet
Author	Peter Gelling
Copyright	2001
Price	\$19.95 (www.learntoplaymusic.com)
Publisher	LTP Publishing
Volume in a series?	No
Meant for an entire band?	No
Other bibliographic information	See www.learntoplaymusic.com
Technology supplement? CD, DVD, SmartMusic, website with technology?	Audio CD with accompaniments to almost all the material. Each exercise on the DVD is presented with a video of someone playing, a fingering chart, and the printed music following along with the audio.
References to supplementary material that would coincide?	Recommends self-supplementation with sheet music of favorite songs, listening to favorite CD's.
Number of pages in book	72
Number of pages of introductory material before playing	12
Number of staves in book (including duets, not including piano accompaniment)	202
Average number of staves on a page	2.8
Number of exercises or melodies of any length	83
Average length of exercises (in staves)	2.43
TECHNIQUE	
Range (highest note)	Throat B-flat
When is the right hand introduced?	Stave 90 (45% into the book) with B
When and what is the first note over the register break?	N/A
After the register break is introduced, how many staves of exercises stay entirely below the break?	N/A
Number of staves of complete exercises below the break	202 (100% of the book)
Scales - first complete major scale	Stave 132 (65% into the book)
Major scales consolidated in one place?	No
Arpeggios consolidated in one place?	No
Chromatic scale or exercise: first instance and how many staves?	None
Key signature - when introduced	Stave 133 (66% into the book)
Most number of flats/sharps in key signature	Up to 1 flat and sharp
Minor scales?	Yes
MELODIC MATERIAL	
Number of staves devoted to technical studies such as scales, arpeggios, and non-melodic exercises	37 (18% of the book)

Table 26 - continued

MELODIC MATERIAL - continued	
Number of staves clearly meant to be recognizable melodies; folk melodies	62 (31% of the book)
Number of staves of other melodic melodies	103 (51% of the book)
Total staves of non-technical material	165 (82% of the book)
Number of staves of holiday melodies	0
Number of staves of patriotic melodies	0
Number of staves of solos with printed piano accompaniment	0
Number of staves of duets, trios, small ensemble	None
Number of staves in divisi or in octaves	None
RHYTHM	
Time signature: first instance other than 4/4 or 3/4	None
Cut time: first instance and how many staves?	None
Compound meter (6/8 or 3/8): first instance and how many staves?	None
Dotted quarter-eighth notes in 4/4 or 3/4 meter: first instance and how many staves?	Stave 117 (58% into the book); 18 staves (8.9% of the book)
Triplets: first instance and how many staves?	Stave 182 (90% into the book); 13 staves (6.4% of the book)
Sixteenth notes: first instance and how many staves?	None
Dotted eighth-sixteenth notes: first instance and how many staves?	None
Syncopation: first instance and how many staves?	Stave 167 (83% into the book); 12 staves (5.9% of the book)
Rhythm notation exercises (non-pitch related): how many staves?	None
Additional rhythmic information	Swing rhythms are introduced.
OTHER	
First slur	Stave 42 (21% into the book)
First dynamics	None
First tempo marking (in Italian)	None
Fingering chart	To second register E
TEXT / PICTURES	
Text	First pages include a table of contents, information about buying or renting a clarinet, reed information, practice hints, clarinet and reed assembly, holding the clarinet, embouchure, tonguing, tuning with the CD, and introductory theory rudiments. Within the music, text appears when introducing new concepts. Two later pages are devoted to breathing and posture. Later text about tone development, transposing. Three pages in the back about keys and key signatures.

Table 26 - continued

TEXT / PICTURES - continued	
Photos / Diagrams	Photo of the parts of the clarinet, embouchure, pulling the barrel out for intonation. Later, diagrams accompany breathing concepts and posture.
Practice record chart to be filled in by student/parent?	No
Progress chart for evaluation or teacher feedback?	No
Divided into lessons? Layout information	Divided into lessons of about 4 to 6 pages long. Divided into two larger sections: Section 1 is subtitled Learning the Notes, Basic Techniques; Section 2 is subtitled New Sounds and Rhythms, Sharps and Flats, Transposing
Glossary	No
Music theory observations	Chord symbols accompany all the exercises. 12 bar blues is included. Improvisation is emphasized. Two pages of introductory rudiments. Three pages in the back about keys and key signatures. New concepts or terms are also introduced within the music.
OTHER	

Table 27: Rubank Elementary Method by Nilo W. Hovey

BIBLIOGRAPHIC INFORMATION	
Title	Rubank Elementary Method
Author	Nilo W. Hovey
Copyright	1933
Price	\$5.95 (www.halleonard.com)
Publisher	Rubank (Distributed by Hal Leonard)
Volume in a series?	Also an Intermediate and Advanced. Advanced comes in 2 volumes.
Meant for an entire band?	No
Other bibliographic information	
Technology supplement? CD, DVD, SmartMusic, website with technology?	No
References to supplementary material that would coincide?	Includes references, but they are out of print.
Number of pages in book	48
Number of pages of introductory material before playing	0
Number of staves in book (including duets, not including piano accompaniment)	562
Average number of staves on a page	11.7
Number of exercises or melodies of any length	280
Average length of exercises (in staves)	2.01
TECHNIQUE	
Range (highest note)	Altissimo E
When is the right hand introduced?	Stave 15 (2.7% into the book) with B
When and what is the first note over the register break?	Stave 121 (22% into the book) with G, F, E, D, C and B
After the register break is introduced, how many staves of exercises stay entirely below the break?	20 (4.5% of the remaining 442 staves)
Number of staves of complete exercises below the break	140 staves (25% of the book)
Scales - first complete major scale	Stave 73 (13% into the book)
Major scales consolidated in one place?	Yes, with C, F, B-flat, A-flat, G, D, and A. On two separate pages.
Arpeggios consolidated in one place?	Yes
Chromatic scale or exercise: first instance and how many staves?	Stave 438 (78% into the book); 24 staves (4.3% of the book)
Key signature - when introduced	Stave 73 (13% into the book)
Most number of flats/sharps in key signature	Up to 3 flats and sharps
Minor scales?	No
MELODIC MATERIAL	
Number of staves devoted to technical studies such as scales, arpeggios, and non-melodic exercises	360 (64% of the book)
Number of staves clearly meant to be recognizable melodies; folk melodies	112 (20% of the book)

Table 27 - continued

MELODIC MATERIAL - continued	
Number of staves of other melodic melodies	90 (16% of the book)
Total staves of non-technical material	202 (36% of the book)
Number of staves of holiday melodies	18 (8.9% of the melodies, 3.2% of the book)
Number of staves of patriotic melodies	9 (4.5% of the melodies, 1.6% of the book)
Number of staves of solos with printed piano accompaniment	0
Number of staves of duets, trios, small ensemble	66 staves of duets (12% of the book)
Number of staves in divisi or in octaves	None
RHYTHM	
Time signature: first instance other than 4/4 or 3/4	Stave 193 (34% into the book) with cut time
Cut time: first instance and how many staves?	Stave 193 (34.3% into the book); 66 staves (12% of the book)
Compound meter (6/8 or 3/8): first instance and how many staves?	Stave 227 (40% into the book); 54 staves (9.6% of the book)
Dotted quarter-eighth notes in 4/4 or 3/4 meter: first instance and how many staves?	Stave 97 (17% into the book); 59 staves (10% of the book)
Triplets: first instance and how many staves?	None
Sixteenth notes: first instance and how many staves?	Stave 249 (44% into the book); 51 staves (9.1% of the book)
Dotted eighth-sixteenth notes: first instance and how many staves?	Stave 367 (65% into the book); 50 staves (8.9% of the book)
Syncopation: first instance and how many staves?	Stave 462 (82% into the book); 16 staves (2.8% of the book)
Rhythm notation exercises (non-pitch related): how many staves?	None
Additional rhythmic information	
OTHER	
First slur	Stave 272 (48% into the book)
First dynamics	Stave 145 (26% into the book)
First tempo marking (in Italian)	Stave 145 (26% into the book)
Fingering chart	To altissimo G
TEXT / PICTURES	
Text	A few reminders regarding concepts such as key signature and long tones.
Photos / Diagrams	None
Practice record chart to be filled in by student/parent?	None
Progress chart for evaluation or teacher feedback?	No
Divided into lessons? Layout information	Yes, one page each.
Glossary	No
Music theory observations	
OTHER	

Table 28: *So You Want to Play the Clarinet* by Paula Beck Corley

BIBLIOGRAPHIC INFORMATION	
Title	So You Want to Play the Clarinet
Author	Paula Beck Corley
Copyright	2001
Price	\$10.95 (www.muncywinds.com)
Publisher	Clarinet City
Volume in a series?	No
Meant for an entire band?	No
Other bibliographic information	
Technology supplement? CD, DVD, SmartMusic, website with technology?	No
References to supplementary material that would coincide?	No
Number of pages in book	66
Number of pages of introductory material before playing	6
Number of staves in book (including duets, not including piano accompaniment)	268
Average number of staves on a page	4.1
Number of exercises or melodies of any length	184
Average length of exercises (in staves)	1.46
TECHNIQUE	
Range (highest note)	Second register high C
When is the right hand introduced?	Stave 114 (43% into the book) with B
When and what is the first note over the register break?	Stave 198 (74% into the book) with G, F, E, D, C and B
After the register break is introduced, how many staves of exercises stay entirely below the break?	13 (18% of the remaining 71 staves)
Number of staves of complete exercises below the break	210 (78% of the book)
Scales - first complete major scale	Stave 218 (81% into the book)
Major scales consolidated in one place?	Yes, with C, F, G, A, B-flat, D, and E-flat
Arpeggios consolidated in one place?	No
Chromatic scale or exercise: first instance and how many staves?	Stave 125 (47% into the book); 17 staves (6.4% of the book)
Key signature - when introduced	Stave 224 (84% into the book)
Most number of flats/sharps in key signature	Up to 3 flats and sharps
Minor scales?	No
MELODIC MATERIAL	
Number of staves devoted to technical studies such as scales, arpeggios, and non-melodic exercises	136 (51% of the book)
Number of staves clearly meant to be recognizable melodies; folk melodies	126 (47% of the book)

Table 28 - continued

MELODIC MATERIAL - continued	
Number of staves of other melodic melodies	6 (2.2% of the book)
Total staves of non-technical material	132 (49% of the book)
Number of staves of holiday melodies	30 (23% of the melodies, 11% of the book)
Number of staves of patriotic melodies	10 (7.6% of the melodies, 3.7% of the book)
Number of staves of solos with printed piano accompaniment	14 staves (11% of the melodies, 5.2% of the book)
Number of staves of duets, trios, small ensemble	None
Number of staves in divisi or in octaves	None
RHYTHM	
Time signature: first instance other than 4/4 or 3/4	None
Cut time: first instance and how many staves?	None
Compound meter (6/8 or 3/8): first instance and how many staves?	None
Dotted quarter-eighth notes in 4/4 or 3/4 meter: first instance and how many staves?	Stave 111 (41% into the book); 47 staves (18% of the book)
Triplets: first instance and how many staves?	None
Sixteenth notes: first instance and how many staves?	None
Dotted eighth-sixteenth notes: first instance and how many staves?	None
Syncopation: first instance and how many staves?	Stave 265 (99% into the book); 4 staves (1.5% of the book)
Rhythm notation exercises (non-pitch related): how many staves?	40 staves (15% of the book). Many are in the beginning of the book intended to be played with mouthpiece and barrel only, and are included in the total stave count.
Additional rhythmic information	
OTHER	
First slur	Stave 41 (15% into the book)
First dynamics	Stave 241 (90% into the book)
First tempo marking (in Italian)	None
Fingering chart	To second register high C
TEXT / PICTURES	
Text	First pages include selecting an instrument, supplies, parts of the clarinet, reed assembly and disassembly, embouchure, sound production with mouthpiece and barrel, troubleshooting if no sound, rhythmic terms, definition of sound, tonguing, and more sound troubleshooting. Later, pages are devoted to clarinet assembly, holding the clarinet, making a sound with the clarinet, maintenance, breathing. Using a tuner is addressed. Most other text occurs when new concepts are introduced.
Photos / Diagrams	Photos of parts of the instrument, assembling the clarinet, embouchure, and holding the instrument. Diagrams are included of a reed and of breathing exercises.

Table 28 - continued

TEXT / PICTURES - continued	
Practice record chart to be filled in by student/parent?	No
Progress chart for evaluation or teacher feedback?	Spaces are provided throughout the book for teacher comments.
Divided into lessons? Layout information	Not divided into lessons.
Glossary	No
Music theory observations	The first 33 staves are with the mouthpiece and barrel only. Throughout the book, there are 13 staves of written exercises.
OTHER	Many references to consulting a teacher for help.

Table 29: Sounds Spectacular Band Course by Andrew Balent

BIBLIOGRAPHIC INFORMATION	
Title	Sounds Spectacular Band Course
Author	Andrew Balent
Copyright	1995
Price	\$6.95 (www.carlfischer.com)
Publisher	Carl Fischer
Volume in a series?	Book 1 of 2
Meant for an entire band?	Yes
Other bibliographic information	
Technology supplement? CD, DVD, SmartMusic, website with technology?	No
References to supplementary material that would coincide?	Though not mentioned in the book, the Sounds Spectacular series has an assortment of supplementary materials such as Christmas solos for solo clarinet, a clarinet quartet book, and band drill books.
Number of pages in book	32
Number of pages of introductory material before playing	2
Number of staves in book (including duets, not including piano accompaniment)	249
Average number of staves on a page	7.8
Number of exercises or melodies of any length	191
Average length of exercises (in staves)	1.3
TECHNIQUE	
Range (highest note)	Second register G
When is the right hand introduced?	Stave 53 (21% into the book) with B
When and what is the first note over the register break?	Stave 150 (60% into the book) with E and F
After the register break is introduced, how many staves of exercises stay entirely below the break?	41 (41% of the remaining 100 staves)
Number of staves of complete exercises below the break	190 (76% of the book)
Scales - first complete major scale	Stave 171 (69% into the book)
Major scales consolidated in one place?	Yes, with C, F, and G
Arpeggios consolidated in one place?	No
Chromatic scale or exercise: first instance and how many staves?	Stave 156 (63% into the book); 3 staves (1.2% of the book)
Key signature - when introduced	Stave 81 (33% into the book)
Most number of flats/sharps in key signature	Up to 1 flat and sharp
Minor scales?	No
MELODIC MATERIAL	
Number of staves devoted to technical studies such as scales, arpeggios, and non-melodic exercises	73 (29% of the book)

Table 29 - continued

MELODIC MATERIAL - continued	
Number of staves clearly meant to be recognizable melodies; folk melodies	134 (54% of the book)
Number of staves of other melodic melodies	42 (17% of the book)
Total staves of non-technical material	176 (71% of the book)
Number of staves of holiday melodies	13 (7.4% of the melodies, 5.2% of the book)
Number of staves of patriotic melodies	0
Number of staves of solos with printed piano accompaniment	0
Number of staves of duets, trios, small ensemble	32 staves of duets (13% of the book); 5 staves of trios (2% of the book); 13 staves of quartets (5% of the total); 50 staves total (20% of the book)
Number of staves in divisi or in octaves	6 staves (2% of the book)
RHYTHM	
Time signature: first instance other than 4/4 or 3/4	Stave 222 (89% into the book) with cut time
Cut time: first instance and how many staves?	Stave 222 (89% into the book); 1 stave (0.4% of the book)
Compound meter (6/8 or 3/8): first instance and how many staves?	None
Dotted quarter-eighth notes in 4/4 or 3/4 meter: first instance and how many staves?	None
Triplets: first instance and how many staves?	None
Sixteenth notes: first instance and how many staves?	None
Dotted eighth-sixteenth notes: first instance and how many staves?	None
Syncopation: first instance and how many staves?	None
Rhythm notation exercises (non-pitch related): how many staves?	34 staves, all of which appear in conjunction with selected exercises.
Additional rhythmic information	Many references to clapping and counting.
OTHER	
First slur	Stave 78 (31% into the book)
First dynamics	Stave 152 (61% into the book)
First tempo marking (in Italian)	Stave 43 (17% into the book)
Fingering chart	To second register G
TEXT / PICTURES	
Text	Text appears when introducing new theory concepts.
Photos / Diagrams	Page two includes photos of posture, hand position and embouchure.
Practice record chart to be filled in by student/parent?	Yes
Progress chart for evaluation or teacher feedback?	No
Divided into lessons? Layout information	Yes, one per page.

Table 29 - continued

TEXT / PICTURES - continued	
Glossary	Yes, inside the back cover.
Music theory observations	New concepts are covered at the beginning of each lesson, and also included in the glossary. When a new concept is introduced, a star appears in the music. Written work appears on 4 pages.
OTHER	Breath marks are included throughout the book. Phrasing is mentioned, indicated with brackets (3 staves of the book).

Table 30: *Standard of Excellence Enhanced Comprehensive Band Method* by Bruce Pearson

BIBLIOGRAPHIC INFORMATION	
Title	Standard of Excellence Enhanced Comprehensive Band Method
Author	Bruce Pearson
Copyright	1993, 2004
Price	\$9.95 for the Enhanced version. It's possible to find non-enhanced versions (without the CD's and iPAS software, but Kjos appears to be phasing this out.)
Publisher	Neil A. Kjos Music Company
Volume in a series?	Book 1 of 2
Meant for an entire band?	Yes
Other bibliographic information	See www.kjos.com for more information.
Technology supplement? CD, DVD, SmartMusic, website with technology?	2 CDs with accompaniments to almost all the material. Index of the CDs in the back of the book. The full band arrangements (not on the CD's) can be found at www.kjos.com . The second CD includes iPAS assessment software. SmartMusic available.
References to supplementary material that would coincide?	The Standard of Excellence series has many supplementary books. Some are for full band. Individuals can use the Festival Solos books and theory / history workbooks. Festival Ensembles books are also available.
Number of pages in book	49
Number of pages of introductory material before playing	4
Number of staves in book (including duets, not including piano accompaniment)	310
Average number of staves on a page	6.3
Number of exercises or melodies of any length	204
Average length of exercises (in staves)	1.52
TECHNIQUE	
Range (highest note)	Second register G
When is the right hand introduced?	Stave 55 (18% into the book) with B
When and what is the first note over the register break?	Stave 200 (65% into the book) with F, E and D
After the register break is introduced, how many staves of exercises stay entirely below the break?	28 (25% of the remaining 111 staves)
Number of staves of complete exercises below the break	227 staves (73% of the book)
Scales - first complete major scale	Stave 170 (55% into the book)
Major scales consolidated in one place?	Yes, with C, F, G, and B-flat
Arpeggios consolidated in one place?	No
Chromatic scale or exercise: first instance and how many staves?	Stave 310 (100% into the book); 1 stave (0.3% of the book)
Key signature - when introduced	Stave 110 (35% into the book)

Table 30 - continued

TECHNIQUE - continued	
Most number of flats/sharps in key signature	Up to 2 flats and 1 sharp
Minor scales?	No
MELODIC MATERIAL	
Number of staves devoted to technical studies such as scales, arpeggios, and non-melodic exercises	103 (33% of the book)
Number of staves clearly meant to be recognizable melodies; folk melodies	153 (49% of the book)
Number of staves of other melodic melodies	54 (17% of the book)
Total staves of non-technical material	207 (67% of the book)
Number of staves of holiday melodies	10 (4.8% of the melodies, 3.2% of the book)
Number of staves of patriotic melodies	0
Number of staves of solos with printed piano accompaniment	9 staves (2.9% of the book)
Number of staves of duets, trios, small ensemble	28 staves of duets (9% of the book)
Number of staves in divisi or in octaves	38 staves (12% of the book)
RHYTHM	
Time signature: first instance other than 4/4 or 3/4	None
Cut time: first instance and how many staves?	None
Compound meter (6/8 or 3/8): first instance and how many staves?	None
Dotted quarter-eighth notes in 4/4 or 3/4 meter: first instance and how many staves?	Stave 194 (63% into the book); 43 staves (14% of the book)
Triplets: first instance and how many staves?	None
Sixteenth notes: first instance and how many staves?	None
Dotted eighth-sixteenth notes: first instance and how many staves?	None
Syncopation: first instance and how many staves?	None
Rhythm notation exercises (non-pitch related): how many staves?	30 extra staves, all in the back of the book. 8 staves of notation that appears in conjunction with selected exercises.
Additional rhythmic information	
OTHER	
First slur	Stave 96 (31% into the book)
First dynamics	Stave 114 (37% into the book)
First tempo marking (in Italian)	Stave 209 (67% into the book)
Fingering chart	To altissimo D

Table 30 - continued

TEXT / PICTURES	
Text	The first pages include tips for practicing, clarinet and reed assembly, posture, embouchure and clarinet maintenance. Some back pages include a history of the clarinet and a supplies list.
Photos / Diagrams	The first few pages include sketches of clarinet assembly, reed placement, posture, embouchure and pulling the swab through the instrument.
Practice record chart to be filled in by student/parent?	Yes
Progress chart for evaluation or teacher feedback?	A check-off progress chart is included in the back, and references to it are indicated with a medal in the music.
Divided into lessons? Layout information	Not divided into lessons.
Glossary	Yes, page 46
Music theory observations	New concepts or terms are introduced at the tops of pages. Three staves of written theory work. Three staves of composition by filling in the end. Two staves of composition given a rhythmic pattern.
OTHER	30 staves of "Excellerators" for clarinets only are included in the back. References to when these should be referred to are indicated with arrows and the page number in the music. Clarinet "excellerators" in the back were included when calculating stave numbers.

Table 31: Waln Elementary Clarinet Method by George Waln

BIBLIOGRAPHIC INFORMATION	
Title	Waln Elementary Clarinet Method
Author	George Waln
Copyright	1956 (renewed 1983)
Price	\$10.95 (www.alfred.com)
Publisher	Belwin Mills, distributed by Alfred
Volume in a series?	No
Meant for an entire band?	No
Other bibliographic information	
Technology supplement? CD, DVD, SmartMusic, website with technology?	No
References to supplementary material that would coincide?	No
Number of pages in book	60
Number of pages of introductory material before playing	6
Number of staves in book (including duets, not including piano accompaniment)	457
Average number of staves on a page	7.6
Number of exercises or melodies of any length	273
Average length of exercises (in staves)	1.67 staves
TECHNIQUE	
Range (highest note)	Altissimo G
When is the right hand introduced?	Stave 17 (3.7% into the book) with B, A and G
When and what is the first note over the register break?	Stave 75 (16.4% into the book) with G, F, E, D, C, and B
After the register break is introduced, how many staves of exercises stay entirely below the break?	58 (15% of the remaining 383 staves)
Number of staves of complete exercises below the break	132 (29% of the book)
Scales - first complete major scale	Stave 108 (24% into the book)
Major scales consolidated in one place?	Yes, with C, F, G, B-flat, D, E-flat, and A
Arpeggios consolidated in one place?	Yes
Chromatic scale or exercise: first instance and how many staves?	Stave 306 (67% into the book); 33 staves (7.2% of the book)
Key signature - when introduced	Stave 25 (5.5% into the book)
Most number of flats/sharps in key signature	Up to 3 flats and sharps
Minor scales?	No
MELODIC MATERIAL	
Number of staves devoted to technical studies such as scales, arpeggios, and non-melodic exercises	199 (44% of the book)
Number of staves clearly meant to be recognizable melodies; folk melodies	179 (39% of the book)

Table 31 - continued

MELODIC MATERIAL - continued	
Number of staves of other melodic melodies	79 (17% of the book)
Total staves of non-technical material	258 (56% of the book)
Number of staves of holiday melodies	35 (14% of the melodies, 7.7% of the book)
Number of staves of patriotic melodies	1 (0.4% of the melodies, 0.2% of the book)
Number of staves of solos with printed piano accompaniment	0
Number of staves of duets, trios, small ensemble	84 staves of duets (18% of the book)
Number of staves in divisi or in octaves	None
RHYTHM	
Time signature: first instance other than 4/4 or 3/4	Stave 224 (49% into the book) with 3/8 then 6/8 time
Cut time: first instance and how many staves?	Stave 281 (61% into the book); 28 staves (6.1% of the book)
Compound meter (6/8 or 3/8): first instance and how many staves?	Stave 224 (49% into the book); 48 staves (11% of the book)
Dotted quarter-eighth notes in 4/4 or 3/4 meter: first instance and how many staves?	Stave 136 (30% into the book); 66 staves (14% of the book)
Triplets: first instance and how many staves?	Stave 328 (72% into the book); 8 staves (1.2% of the book)
Sixteenth notes: first instance and how many staves?	Stave 349 (76% into the book); 17 total (3.7% of the book)
Dotted eighth-sixteenth notes: first instance and how many staves?	Stave 357 (78% into the book); 25 staves (5.5% of the book)
Syncopation: first instance and how many staves?	Stave 294 (64% into the book); 16 staves (3.5% of the book)
Rhythm notation exercises (non-pitch related): how many staves?	None
Additional rhythmic information	
OTHER	
First slur	Stave 13 (2.8% into the book)
First dynamics	Stave 158 (3.5% into the book)
First tempo marking (in Italian)	Stave 21 (4.6% into the book)
Fingering chart	To altissimo G
TEXT / PICTURES	
Text	The first pages include note names, note values, embouchure, and hand position. Text accompanying photographs regarding embouchure, and hand position. Within the music, text is mainly included when introducing new concepts.
Photos / Diagrams	The first pages include photos of the parts of the clarinet, correct and incorrect embouchure, correct and incorrect hand position, and thumb position.
Practice record chart to be filled in by student/parent?	Yes
Progress chart for evaluation or teacher feedback?	None

Table 31 - continued

TEXT / PICTURES - continued	
Divided into lessons? Layout information	The book is divided into lessons of one to two pages, each focused on a particular concept.
Glossary	Yes
Music theory observations	New concepts are introduced with new lessons or within the music.
OTHER	

Table 32: *The Yamaha Advantage* by Sandy Feldstein and Larry Clark

BIBLIOGRAPHIC INFORMATION	
Title	The Yamaha Advantage
Author	Sandy Feldstein and Larry Clark
Copyright	2001
Price	\$7.95 (www.playintimemusic.com)
Publisher	PlayinTime Productions
Volume in a series?	Book 1 of 2
Meant for an entire band?	Yes
Other bibliographic information	www.yamahaadvantage.com or www.playintimemusic.com
Technology supplement? CD, DVD, SmartMusic, website with technology?	CD-ROM of performance versions for exercises 1 to 73 out of 168 total exercises in the book. The additional advertised PDFs on the CD-ROM are for instruments other than the clarinet. Companion website is advertised, though registration requires that the book be used in a school music program. SmartMusic available.
References to supplementary material that would coincide?	Though not referred to in the book, there is a solo book with accompaniment that coincides called <i>The Greatest Solo Songbook</i> .
Number of pages in book	49
Number of pages of introductory material before playing	2
Number of staves in book (including duets, not including piano accompaniment)	314
Average number of staves on a page	6.4
Number of exercises or melodies of any length	209
Average length of exercises (in staves)	1.50 staves
TECHNIQUE	
Range (highest note)	Second register G
When is the right hand introduced?	Stave 63 (20% into the book) with B
When and what is the first note over the register break?	Stave 209 (65% into the book) with D, E and F
After the register break is introduced, how many staves of exercises stay entirely below the break?	21 (20% of the remaining 106 staves)
Number of staves of complete exercises below the break	229 staves (73% of the book)
Scales - first complete major scale	Stave 173 (55% into the book)
Major scales consolidated in one place?	Yes, with C, F, G, and B-flat
Arpeggios consolidated in one place?	Yes
Chromatic scale or exercise: first instance and how many staves?	Stave 314 (100% into the book); 1 stave (0.3% of the book)
Key signature - when introduced	Stave 90 (29% into the book)
Most number of flats/sharps in key signature	Up to 2 flats and 1 sharp
Minor scales?	No

Table 32 - continued

MELODIC MATERIAL	
Number of staves devoted to technical studies such as scales, arpeggios, and non-melodic exercises	89 (28% of the book)
Number of staves clearly meant to be recognizable melodies; folk melodies	165 (53% of the book)
Number of staves of other melodic melodies	60 (19% of the book)
Total staves of non-technical material	225 (72% of the book)
Number of staves of holiday melodies	13 staves (5.8% of the melodies, 4.1% of the book)
Number of staves of patriotic melodies	0
Number of staves of solos with printed piano accompaniment	9 staves (2.9% of the book)
Number of staves of duets, trios, small ensemble	38 staves of duets (12% of the book); 3 staves of a trio (1% of the book); 41 staves total (13% of the book)
Number of staves in divisi or in octaves	18 staves (5.7% of the book)
RHYTHM	
Time signature: first instance other than 4/4 or 3/4	None
Cut time: first instance and how many staves?	None
Compound meter (6/8 or 3/8): first instance and how many staves?	None
Dotted quarter-eighth notes in 4/4 or 3/4 meter: first instance and how many staves?	Stave 156 (50% into the book); 52 staves (17% of the book)
Triplets: first instance and how many staves?	None
Sixteenth notes: first instance and how many staves?	None
Dotted eighth-sixteenth notes: first instance and how many staves?	None
Syncopation: first instance and how many staves?	None
Rhythm notation exercises (non-pitch related): how many staves?	21 extra staves in the back
Additional rhythmic information	
OTHER	
First slur	Stave 97 (31% into the book)
First dynamics	Stave 64 (20% into the book)
First tempo marking (in Italian)	Stave 157 (50% into the book)
Fingering chart	To altissimo F
TEXT / PICTURES	
Text	The first pages include clarinet assembly, posture, embouchure, tuning, and instrument care.
Photos / Diagrams	The first few pages include photos of components of the clarinet, applying cork grease, clarinet assembly, reed placement, posture, embouchure, and cleaning.
Practice record chart to be filled in by student/parent?	Yes

Table 32 - continued

TEXT / PICTURES - continued	
Progress chart for evaluation or teacher feedback?	Certificate of Achievement in the back.
Divided into lessons? Layout information	Though not explicitly divided into lessons, new concepts are introduced at the tops of the pages. There are extra Advantage Clarinet exercises in the back that are referred to in the music.
Glossary	Yes
Music theory observations	New concepts are introduced at the tops of pages. 12 of the music staves are improvisational/composition or theory exercises (3.8% of the total). 7 extra staves of composition/theory exercises. 12 bar blues is addressed.
OTHER	

Table 33: Yamaha Band Student by Sandy Feldstein and John O'Reilly

BIBLIOGRAPHIC INFORMATION	
Title	Yamaha Band Student
Author	Sandy Feldstein & John O'Reilly
Copyright	1988
Price	\$6.95; \$14.95 for book/CD (www.alfred.com)
Publisher	Alfred
Volume in a series?	Book 1 of 2
Meant for an entire band?	Yes
Other bibliographic information	
Technology supplement? CD, DVD, SmartMusic, website with technology?	CD accompaniment is available. It is able to be used by the entire band.
References to supplementary material that would coincide?	No
Number of pages in book	32
Number of pages of introductory material before playing	2
Number of staves in book (including duets, not including piano accompaniment)	252
Average number of staves on a page	7.9
Number of exercises or melodies of any length	130
Average length of exercises (in staves)	1.94
TECHNIQUE	
Range (highest note)	Second register G
When is the right hand introduced?	Stave 70 (28% into the book) with B
When and what is the first note over the register break?	Stave 192 (76% into the book) with E, F, and G
After the register break is introduced, how many staves of exercises stay entirely below the break?	22 (36% of the remaining 61 staves)
Number of staves of complete exercises below the break	213 (85% of the book)
Scales - first complete major scale	Stave 130 (52% into the book)
Major scales consolidated in one place?	No
Arpeggios consolidated in one place?	No
Chromatic scale or exercise: first instance and how many staves?	None
Key signature - when introduced	Stave 71 (28% into the book)
Most number of flats/sharps in key signature	Up to 1 flat and sharp
Minor scales?	No
MELODIC MATERIAL	
Number of staves devoted to technical studies such as scales, arpeggios, and non-melodic exercises	37 (15% of the book)
Number of staves clearly meant to be recognizable melodies; folk melodies	115 (46% of the book)

Table 33 - continued

MELODIC MATERIAL - continued	
Number of staves of other melodic melodies	100 (40% of the book)
Total staves of non-technical material	215 (85% of the book)
Number of staves of holiday melodies	20
Number of staves of patriotic melodies	0
Number of staves of solos with printed piano accompaniment	0
Number of staves of duets, trios, small ensemble	38 staves of duets (15% of the book); 3 staves of trio (1.2% of the book); 41 staves total (16% of the book)
Number of staves in divisi or in octaves	9 staves (3.6% of the book)
RHYTHM	
Time signature: first instance other than 4/4 or 3/4	None
Cut time: first instance and how many staves?	None
Compound meter (6/8 or 3/8): first instance and how many staves?	None
Dotted quarter-eighth notes in 4/4 or 3/4 meter: first instance and how many staves?	Stave 129 (51% into the book); 51 staves (20% of the book)
Triplets: first instance and how many staves?	None
Sixteenth notes: first instance and how many staves?	None
Dotted eighth-sixteenth notes: first instance and how many staves?	None
Syncopation: first instance and how many staves?	None
Rhythm notation exercises (non-pitch related): how many staves?	1 extra stave of a rhythm notation written exercise.
Additional rhythmic information	3 staves of rhythmic notation exercises accompanying music. 12 staves of music with accompanying counting exercises.
OTHER	
First slur	Stave 63 (25% into the book)
First dynamics	Stave 79 (31% into the book)
First tempo marking (in Italian)	Stave 26 (10% into the book)
Fingering chart	To altissimo F
TEXT / PICTURES	
Text	Text mainly appears at the tops of pages when new concepts are introduced.
Photos / Diagrams	An early page includes a photo of the clarinet and its parts.
Practice record chart to be filled in by student/parent?	Yes
Progress chart for evaluation or teacher feedback?	Certificate of achievement in the back of the book
Divided into lessons? Layout information	Each page starts exercise numbers at 1. New concepts are introduced at the top of each page.
Glossary	None

Table 33 - continued

TEXT / PICTURES - continued	
Music theory observations	New concepts are introduced at the top of each page in boxes.
OTHER	

CHAPTER FOUR

COMPARISON GRAPHS OF METHOD BOOKS

This chapter presents a side-by-side analysis of the method books arranged by criterion. Criterion for which there is quantifiable data is presented in a bar graph format, which allows the reader to do a quick analysis or comparison of the criterion across the entire sample series.

Two method books, the Langenus Clarinet Method and Mel Bay's Clarinet Method by Lou Hittler, contained a larger number of total staves than the others. As noted in the graphs, the bars containing their information are shortened due to space considerations, with the actual number is shown.

Average number of staves on a page

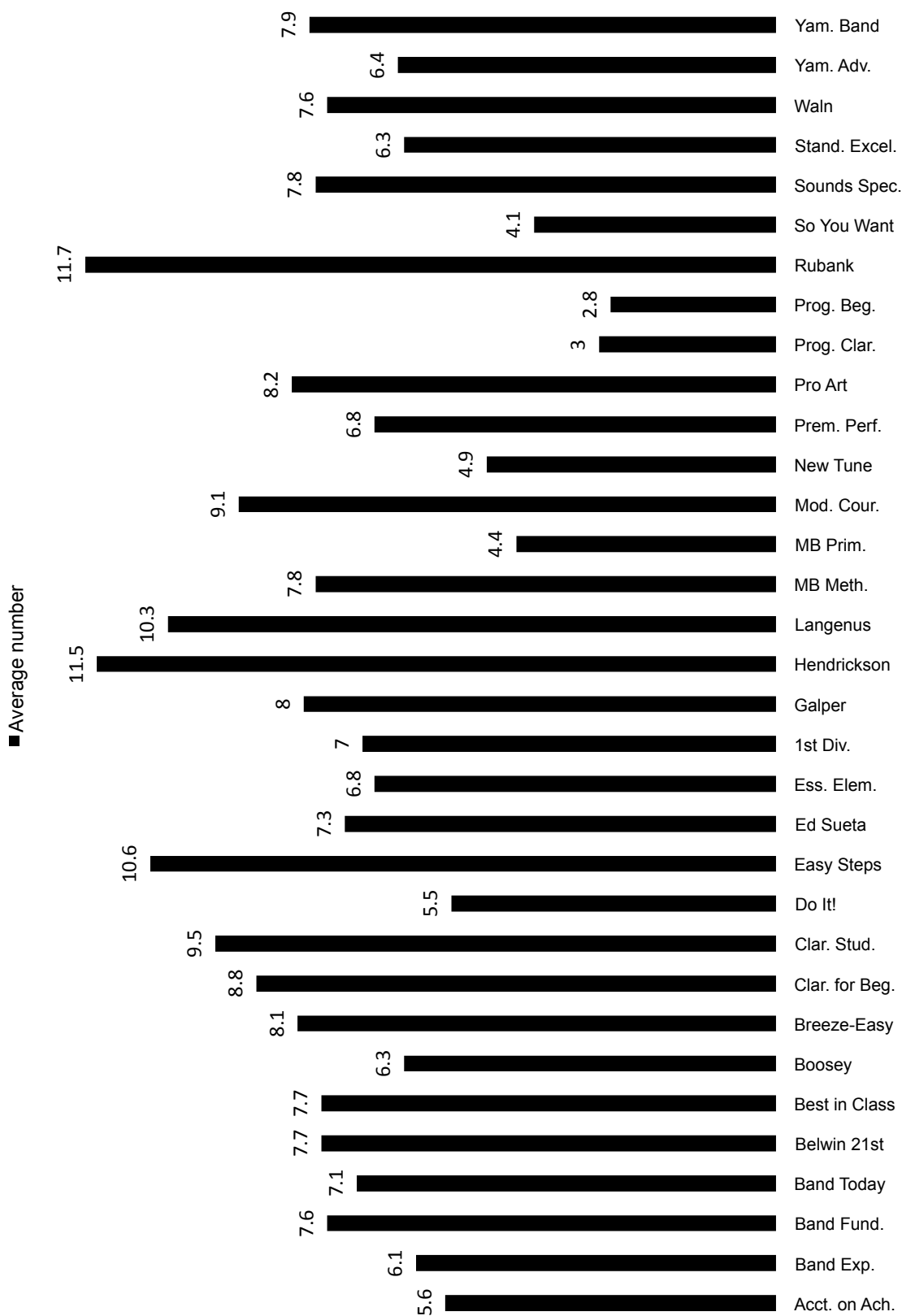


Figure 1: Average number of staves on a page

Number of exercises or melodies of any length

*These bars were shortened due to space limitations.

■ Number of exercises ■ Total number of staves in book

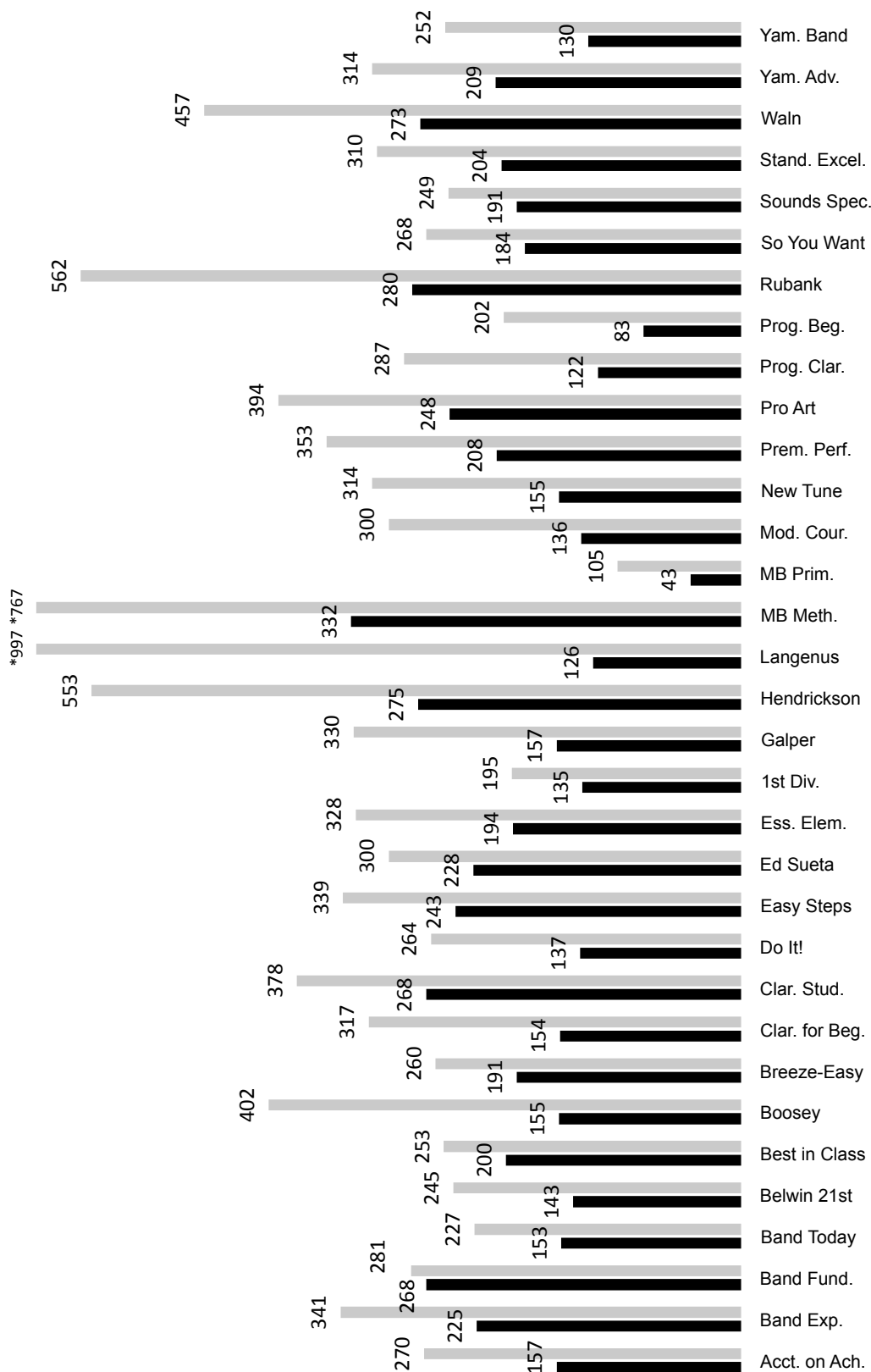


Figure 2: Number of exercises or melodies of any length

Average length of exercises

■ Average number

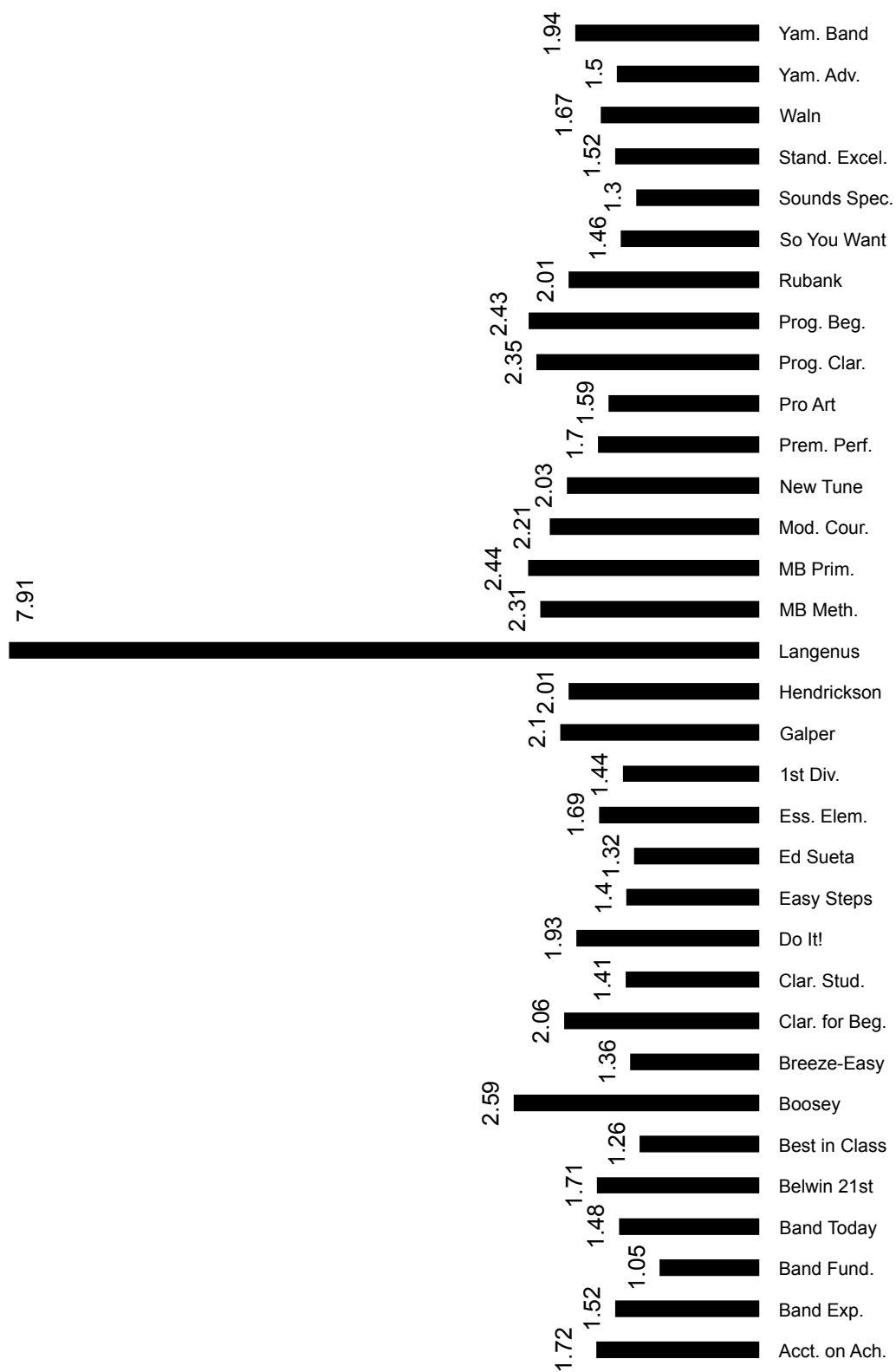


Figure 3: Average length of exercises

When is the right hand introduced?

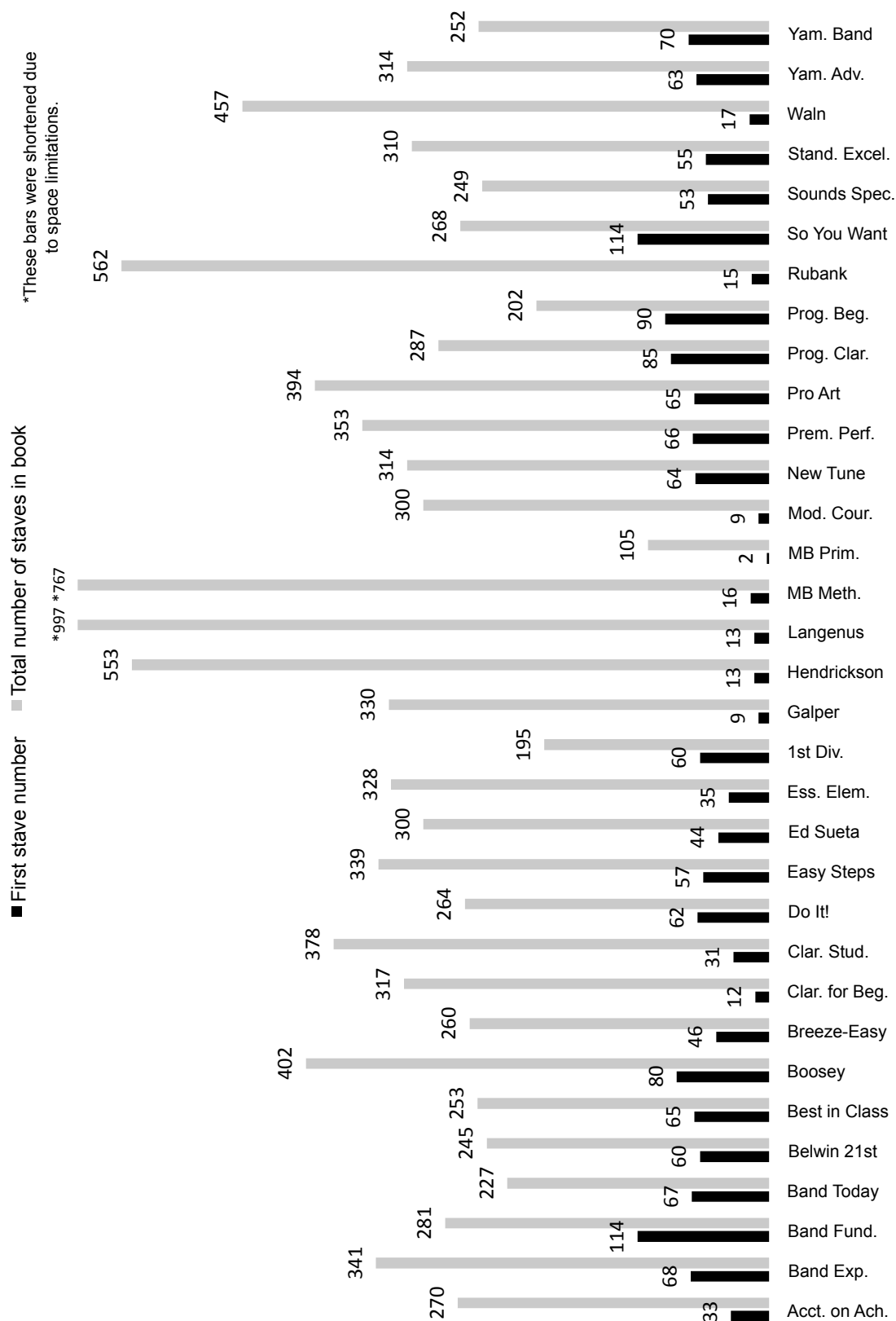


Figure 4: When is the right hand introduced?

When is the first note over the register break introduced?

*These bars were shortened due to space limitations.

■ First Occurrence ■ Number of Staves in Book

*997 *767

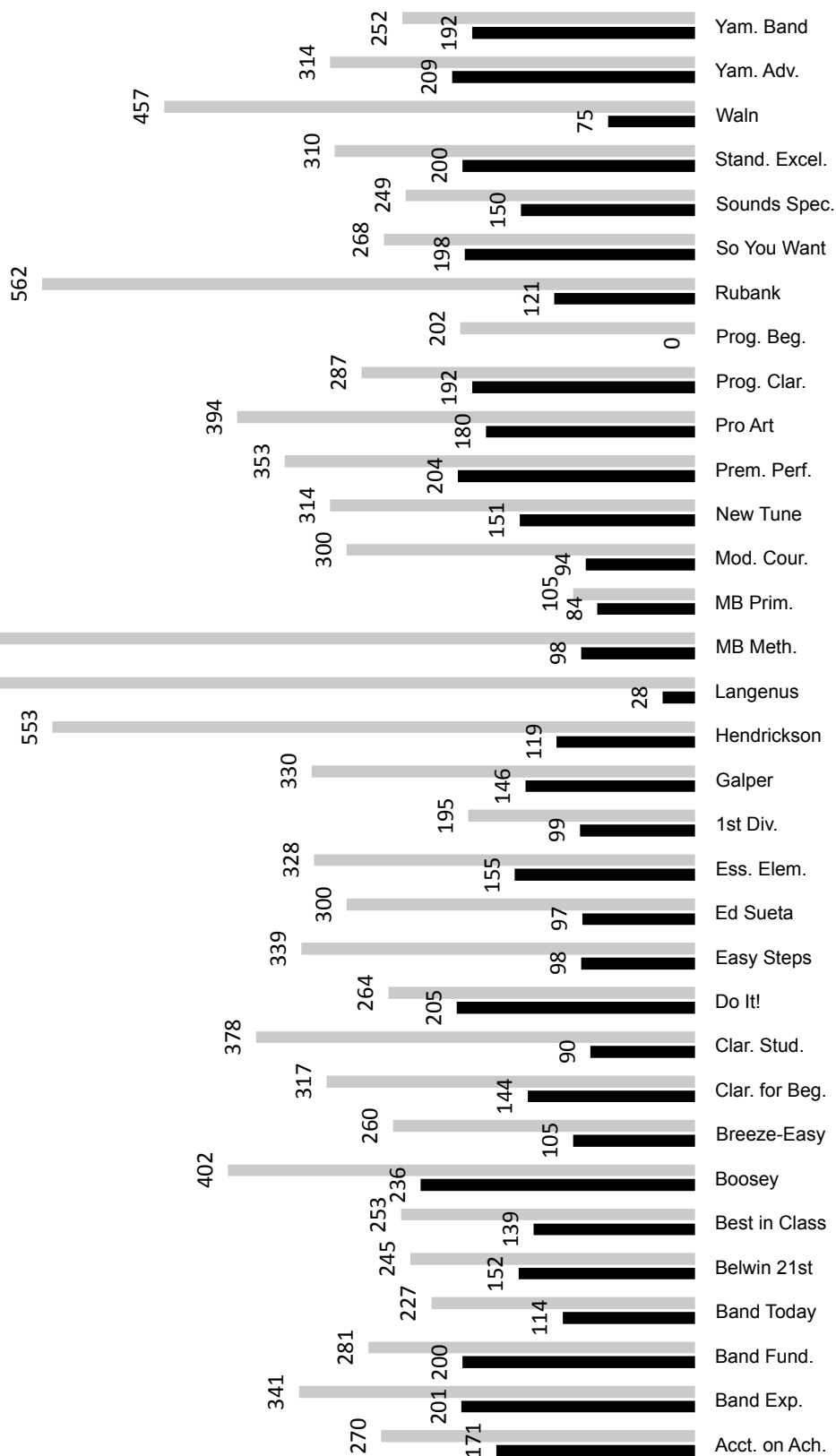


Figure 5: When is the first note over the register break introduced?

After the register break is introduced, how many staves of exercises stay entirely below the break?

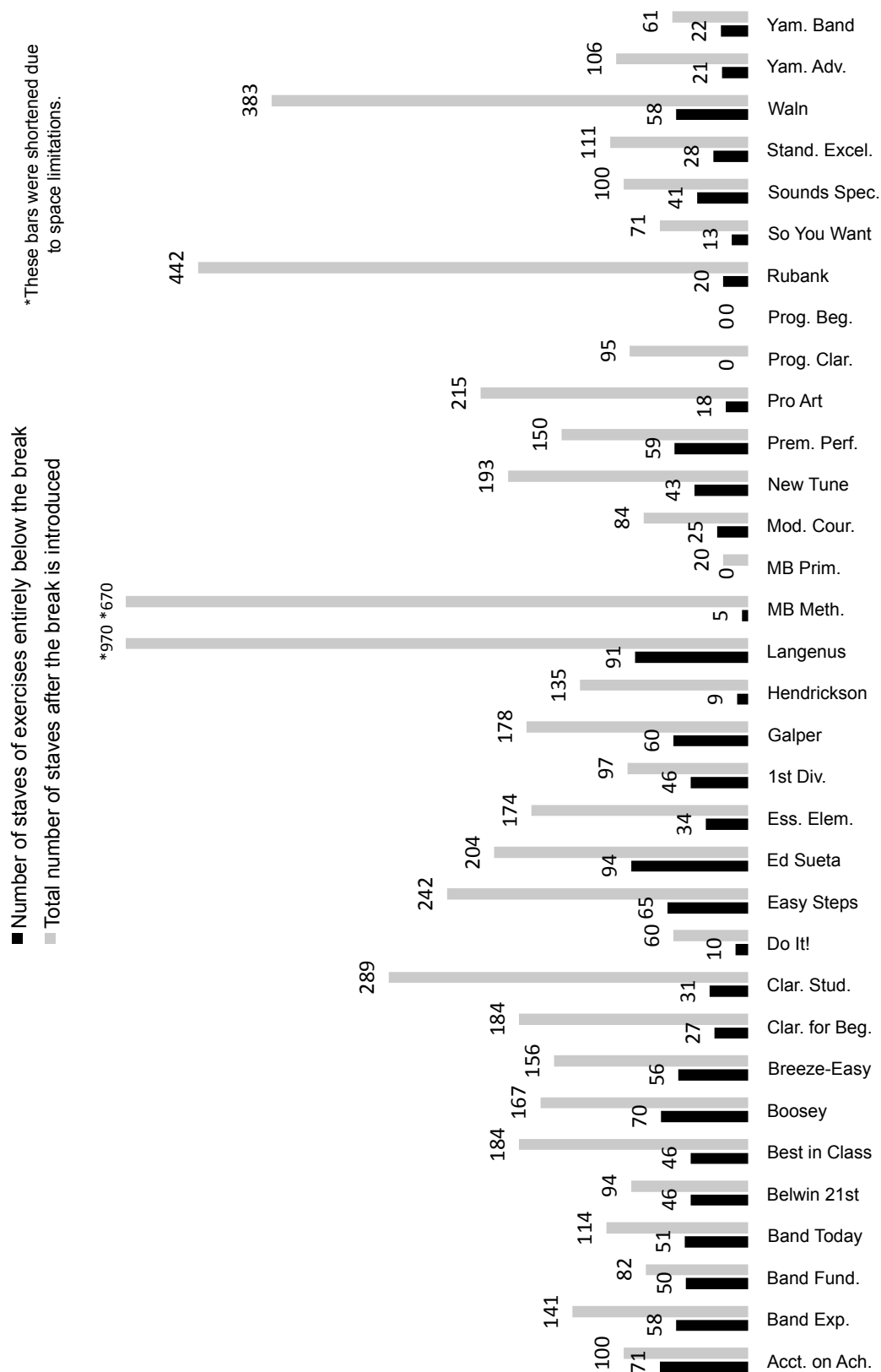


Figure 6: After the register break is introduced, how many staves of exercises stay entirely below the break?

Number of staves of complete exercises below the break in the book

*These bars were shortened due to space limitations.

■ Number of staves ■ Total number of staves in book

*997 *767

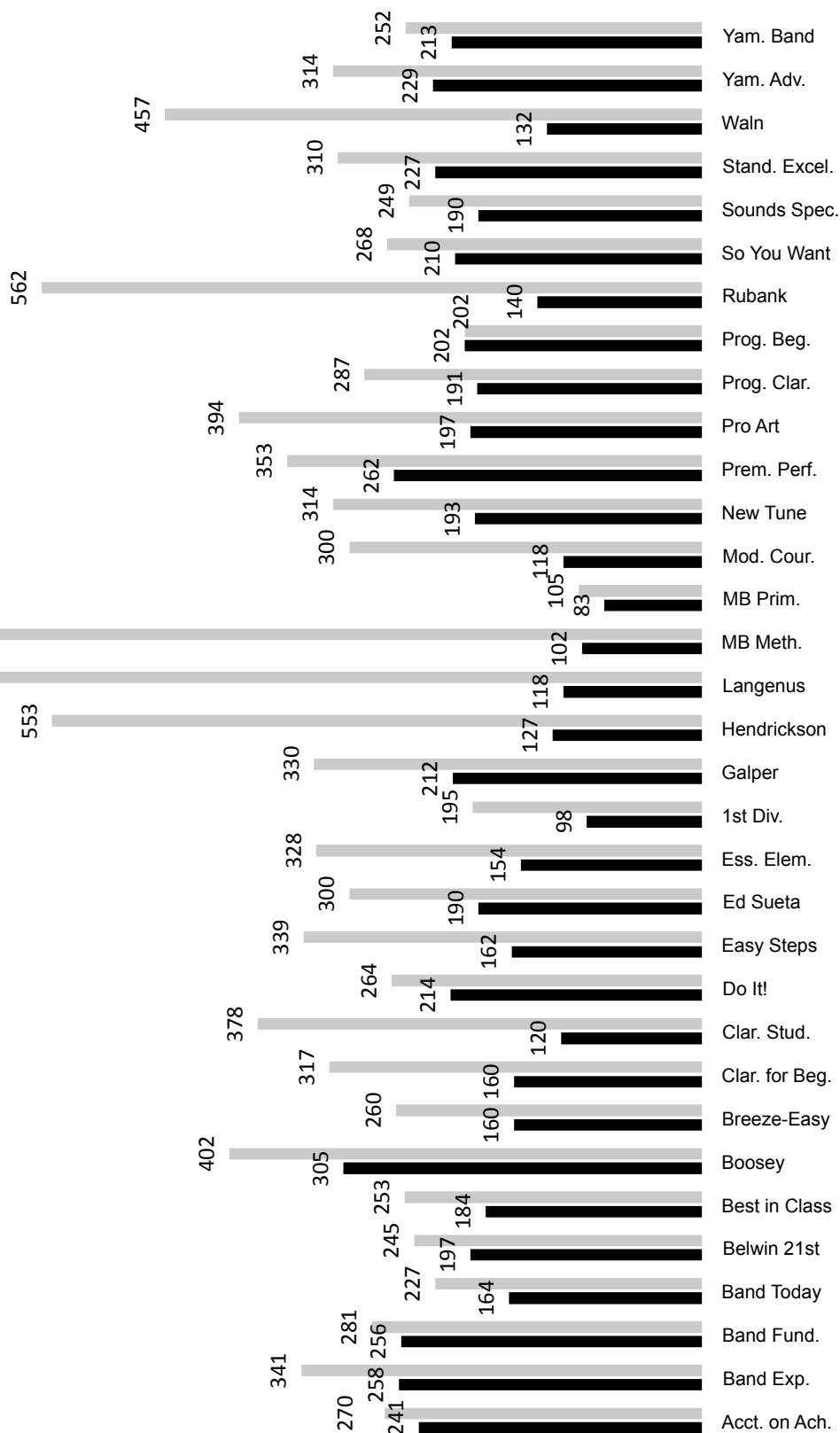


Figure 7: Number of staves of complete exercises below the break in the book

Scales - first complete major scale

*These bars were shortened due to space limitations.

■ Stave number of first occurrence ■ Total number of staves in book

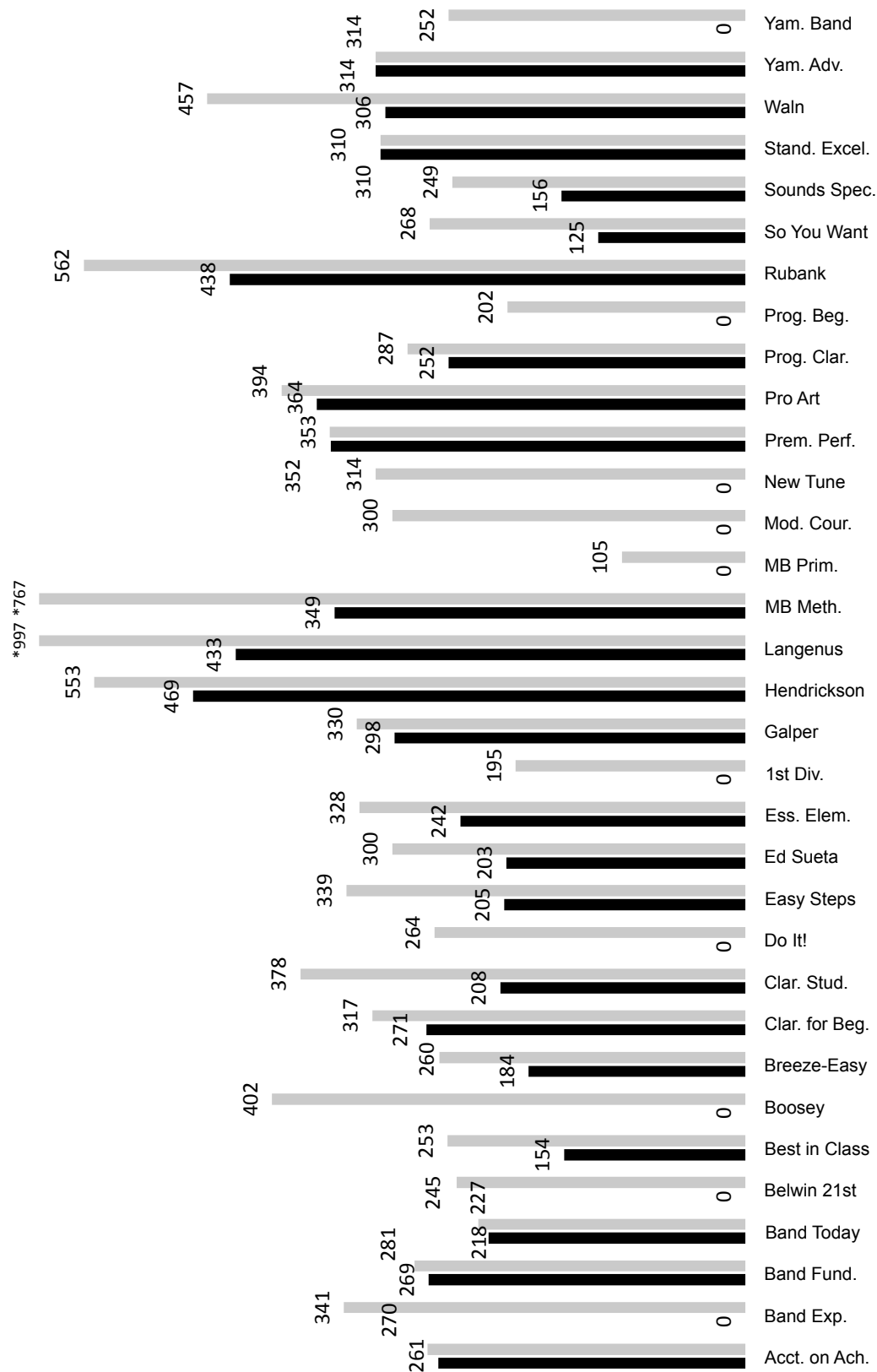


Figure 8: Scales – first complete major scale

Chromatic scale or exercise: first instance

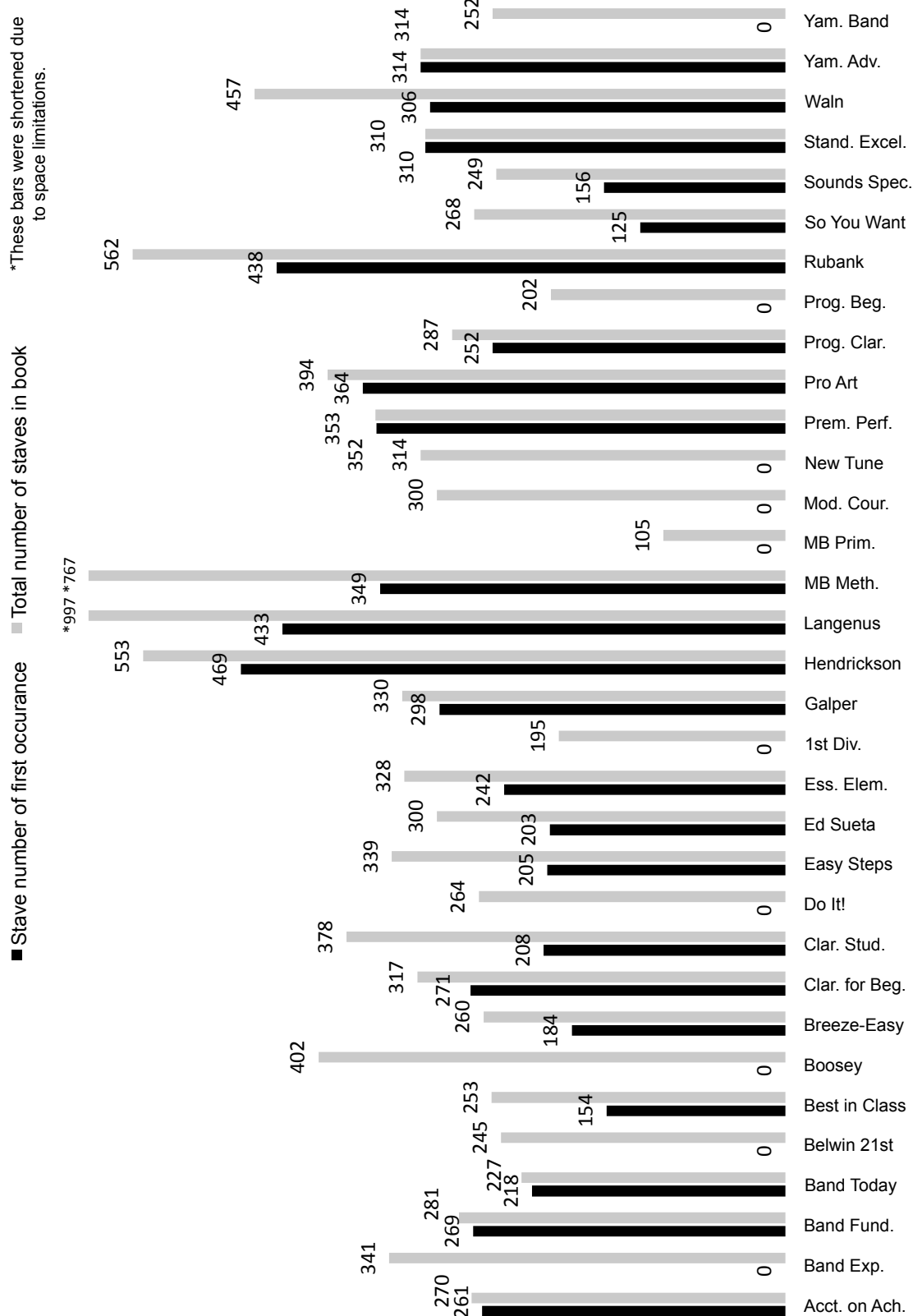


Figure 9: Chromatic scale or exercise: first instance

Number of staves with chromatic exercises

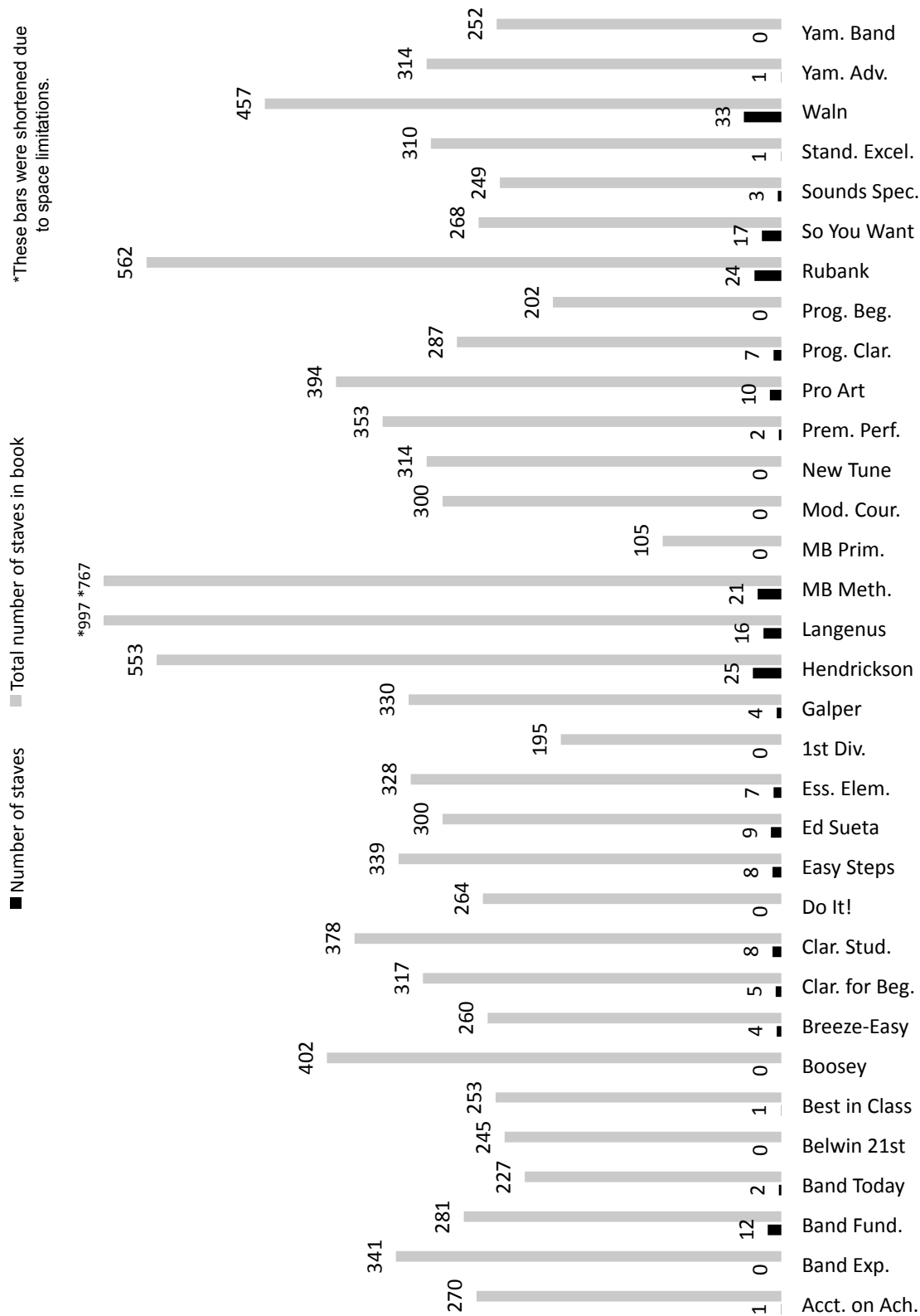


Figure 10: Number of staves with chromatic exercises

Key signature - when introduced

■ Stave number of first occurrence ■ Total number of staves in book

*These bars were shortened due to space limitations.

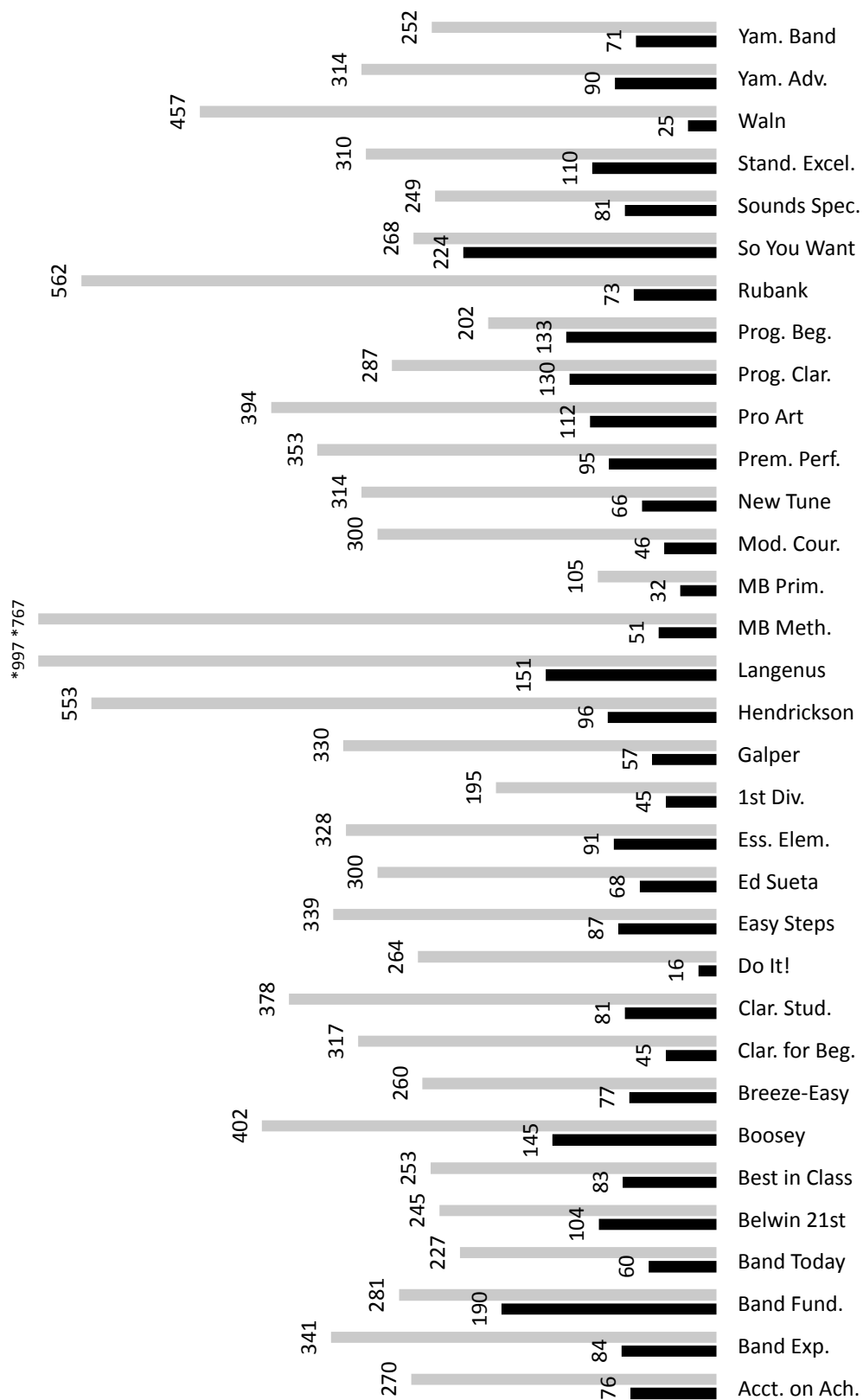


Figure 11: Key signature – when introduced

Number of staves devoted to technical studies

*These bars were shortened due to space limitations.

■ Number of staves of technical studies

■ Total number of staves in book

*997 *767

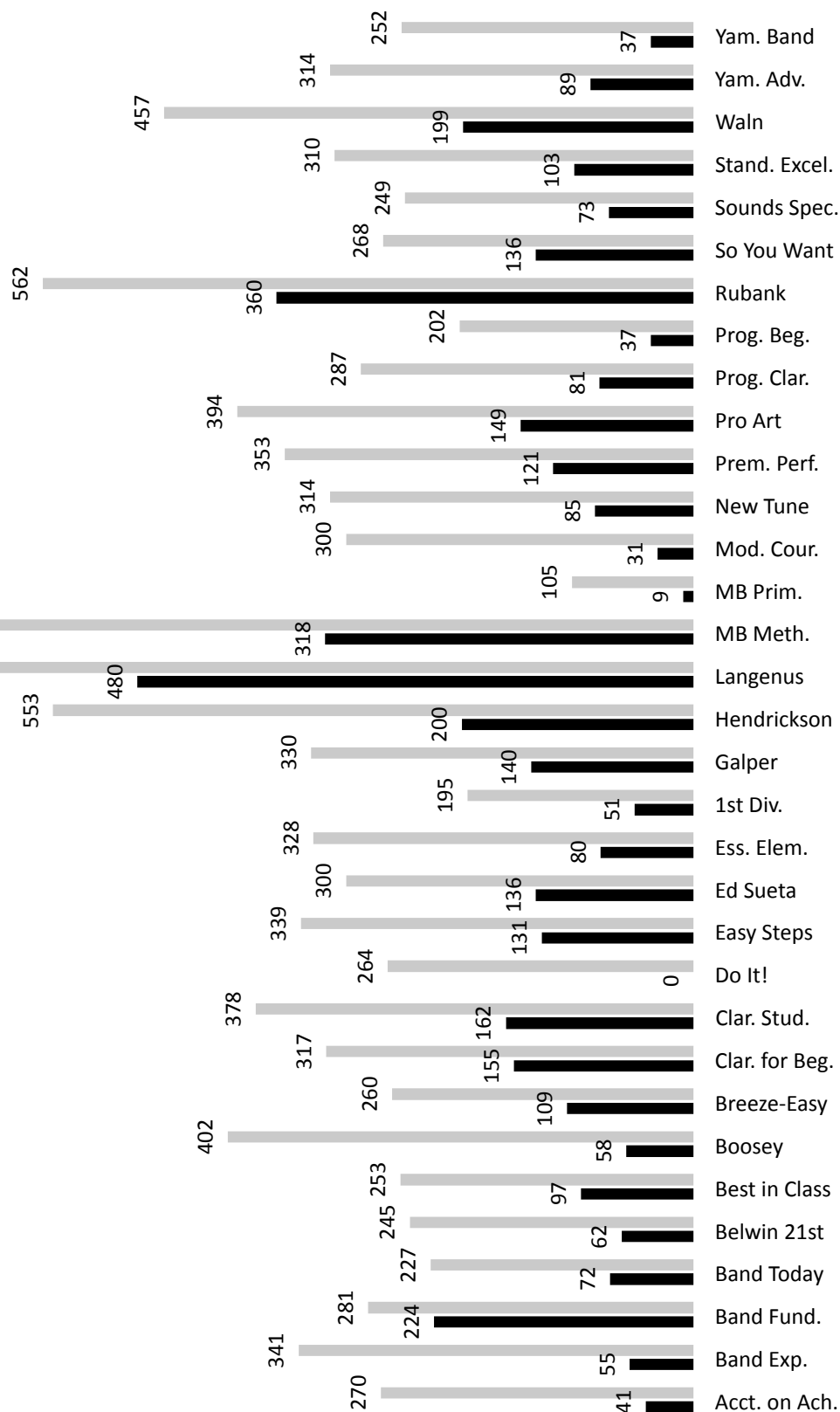


Figure 12: Number of staves devoted to technical studies

Number of staves of recognizable melodies

*These bars were shortened due to space limitations.

■ Number of staves of recognizable melodies
■ Total number of staves in book

*997 *767

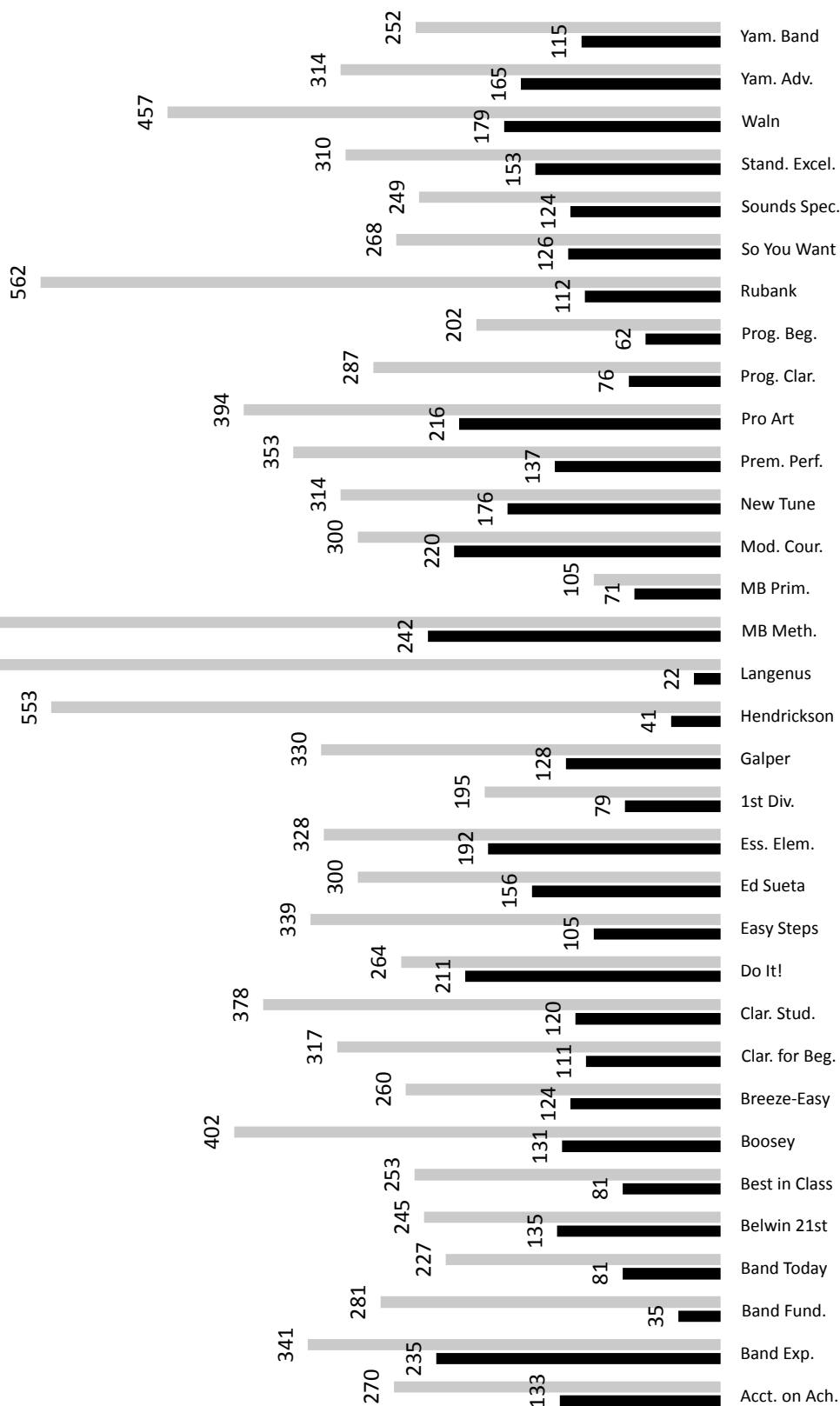


Figure 13: Number of staves of recognizable melodies

Number of staves of other melodies

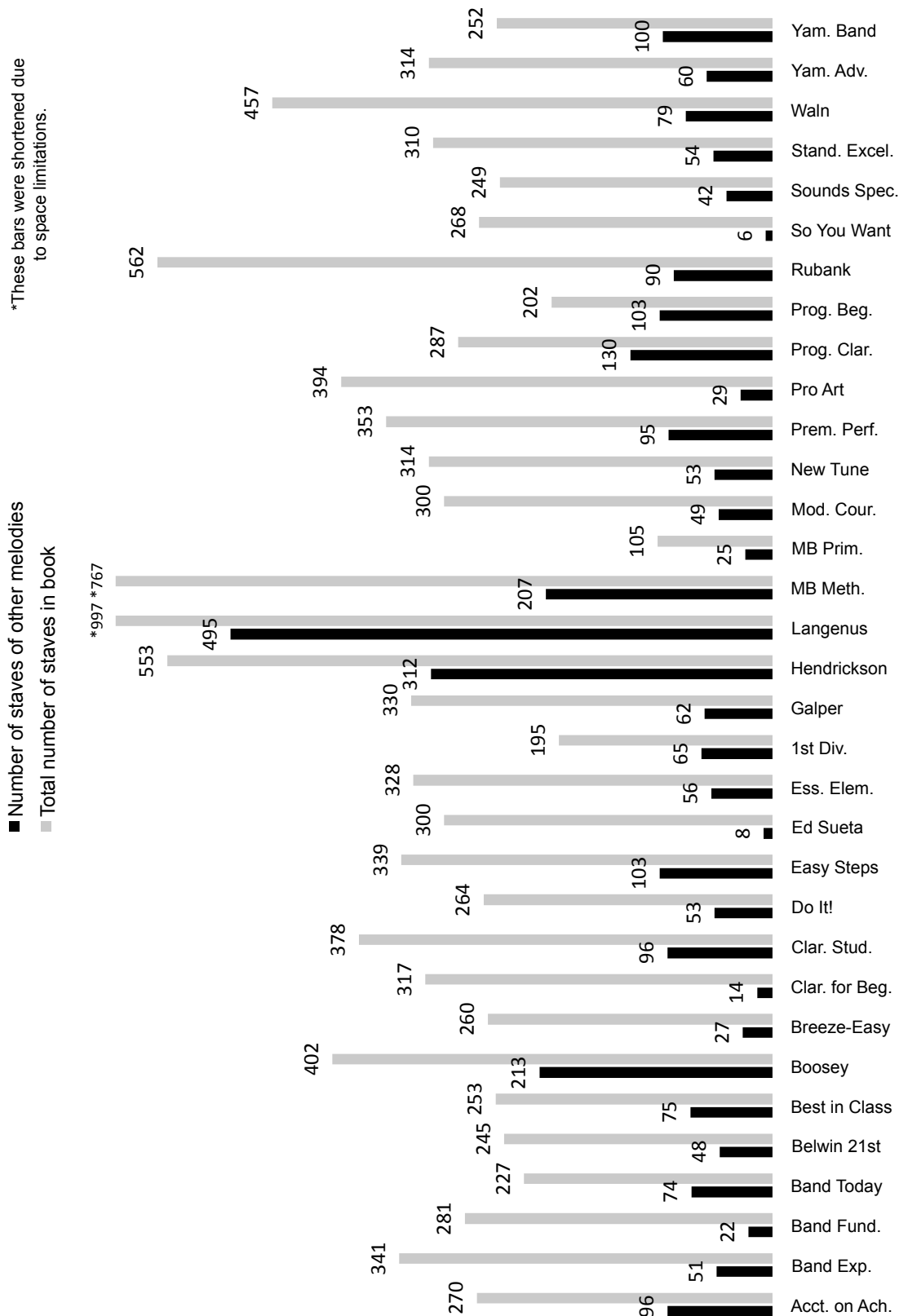


Figure 14: Number of staves of other melodies

Number of staves of all melodies

■ Number of staves of all melodies
■ Total number of staves in book

*These bars were shortened due to space limitations.

*997 *767

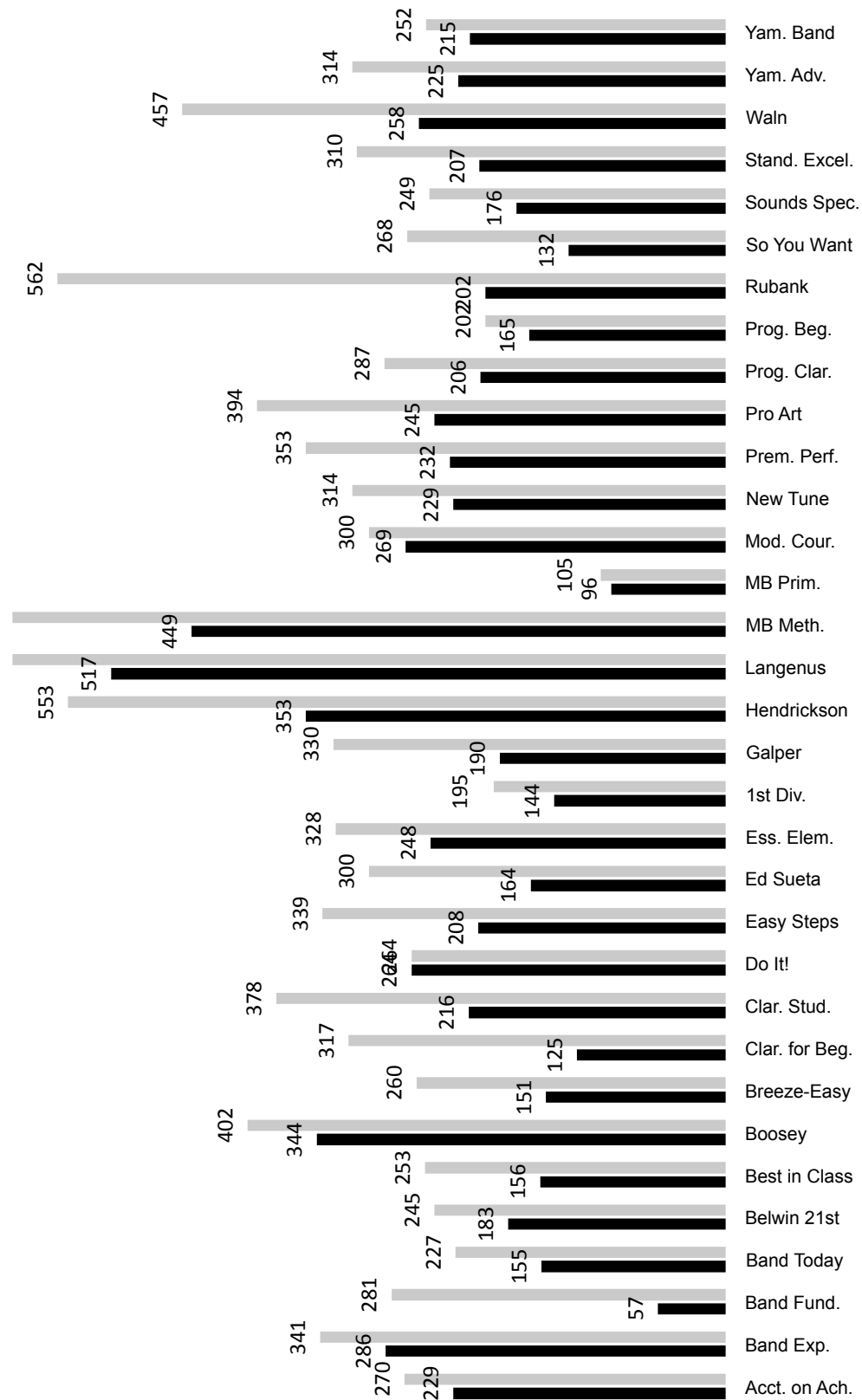


Figure 15: Number of staves of all melodies

Number of staves of holiday melodies

■ Number of staves of holiday melodies
■ Total number of staves in book

*These bars were shortened due to space limitations.

*997 *767




Figure 16: Number of staves of holiday melodies

Number of staves of patriotic melodies

*These bars were shortened due to space limitations.

■ Number of staves of patriotic melodies
■ Total number of staves in book




Figure 17: Number of staves of patriotic melodies

Number of staves of solos with printed accompaniment

*These bars were shortened due to space limitations.

■ Number of staves of accompanied solos
 ■ Total number of staves in book

*997 *767




Figure 18: Number of staves of solos with piano accompaniment

Number of staves of duets

■ Number of staves ■ Total number of staves in book

*These bars were shortened due to space limitations.

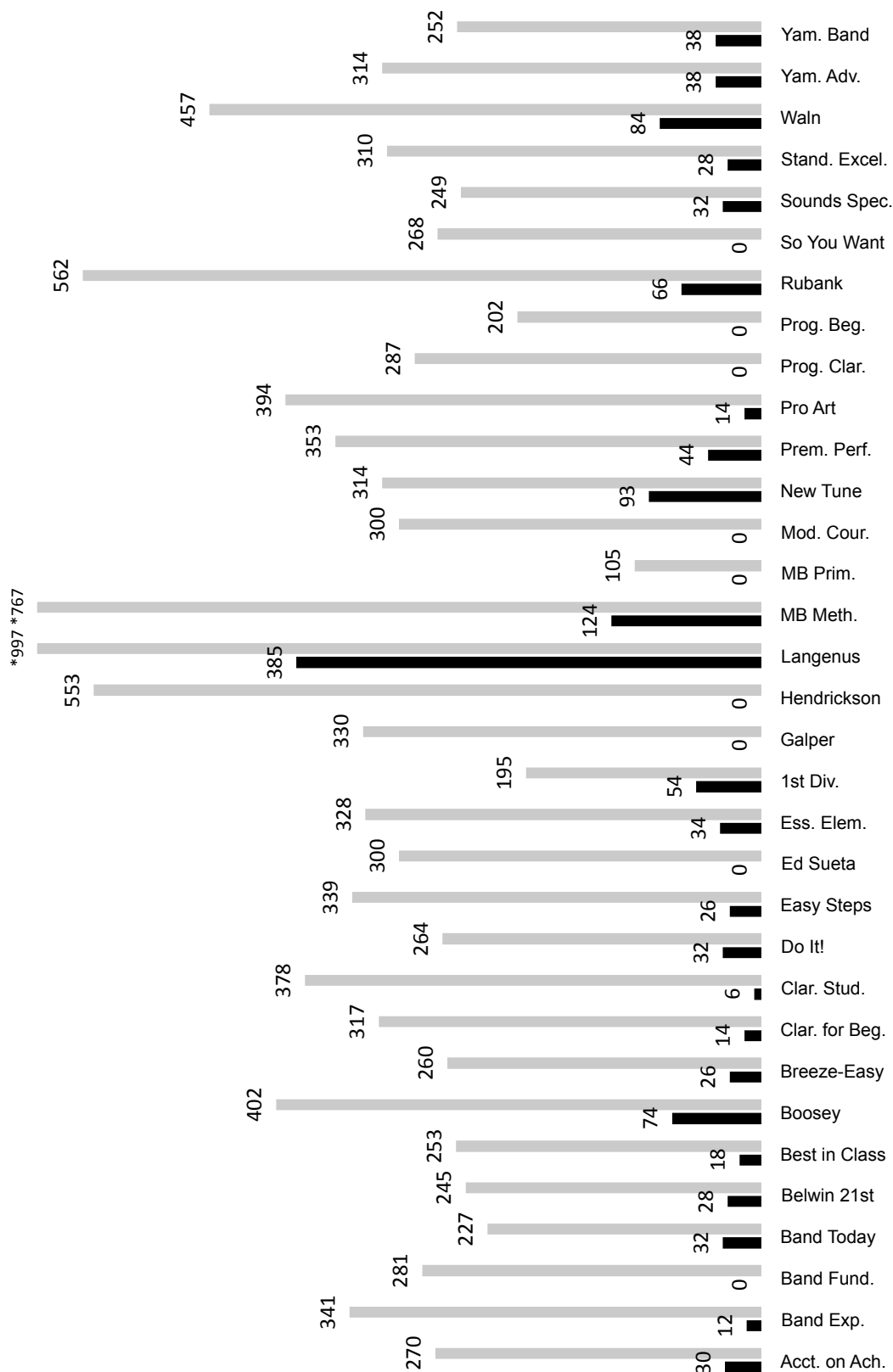


Figure 19: Number of staves of duets

Number of staves of all small ensemble playing

*These bars were shortened due to space limitations.

■ Number of staves ■ Total number of staves in book

*997 *767

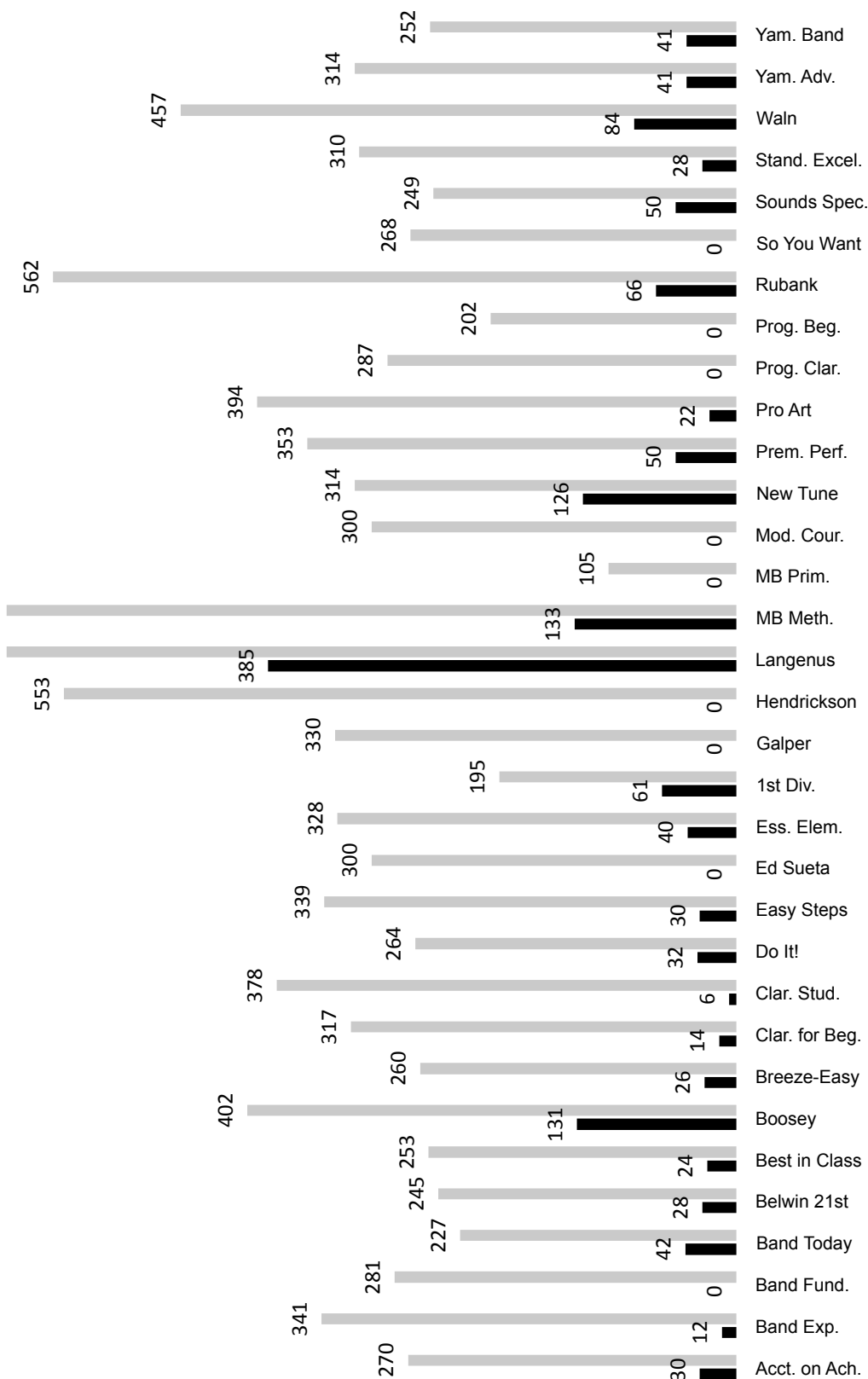


Figure 20: Number of staves of small ensemble playing

Number of staves in divisi or in octaves

*These bars were shortened due to space limitations.

■ Number of staves ■ Total number of staves in book

*997 *767




Figure 21: Number of staves in divisi or in octaves

Time signature: first instance other than 4/4 or 3/4

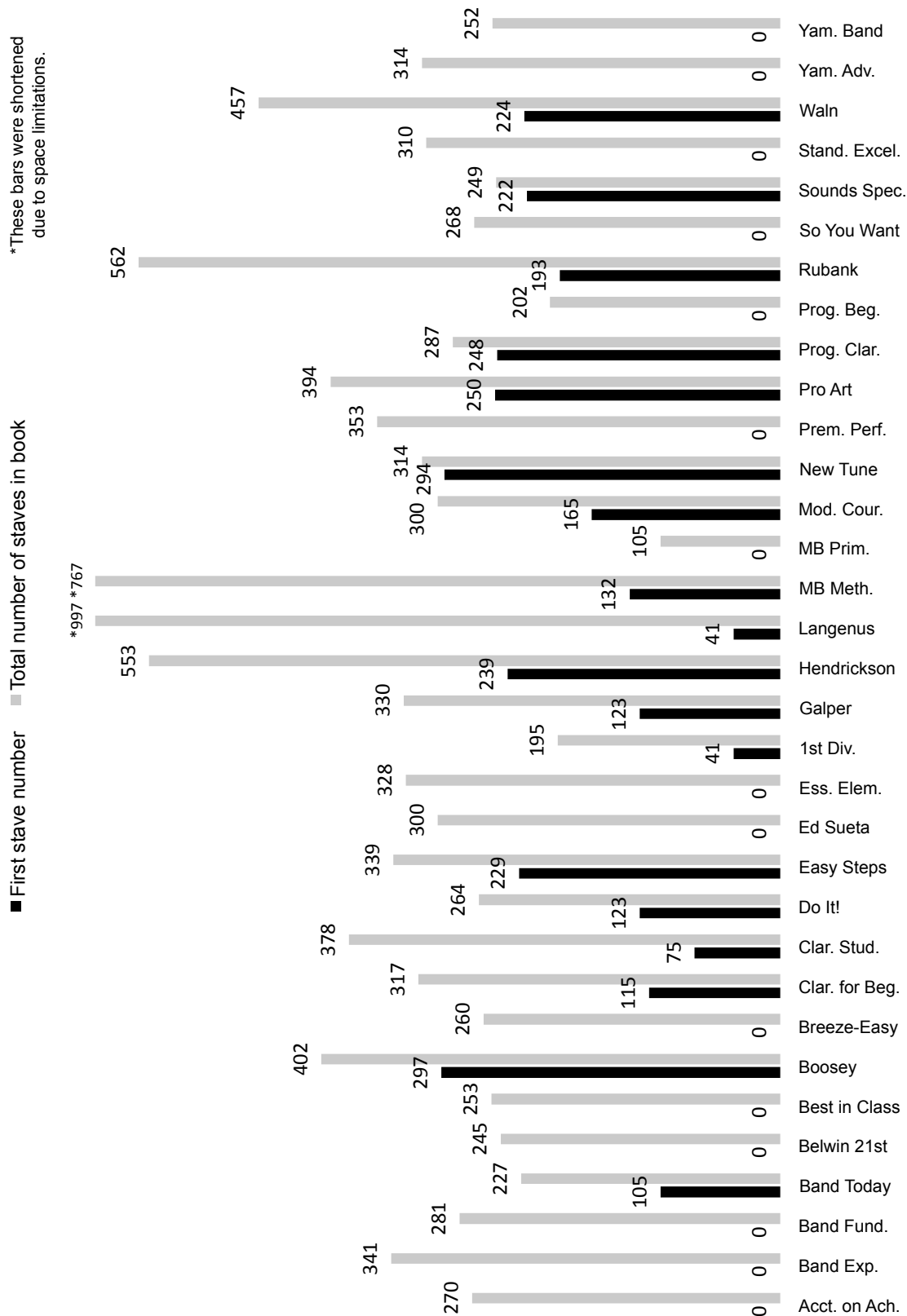


Figure 22: Time signature: first instance other than 4/4 or 3/4

Cut time: first instance

■ First stave number ■ Total number of staves in book

*These bars were shortened due to space limitations.

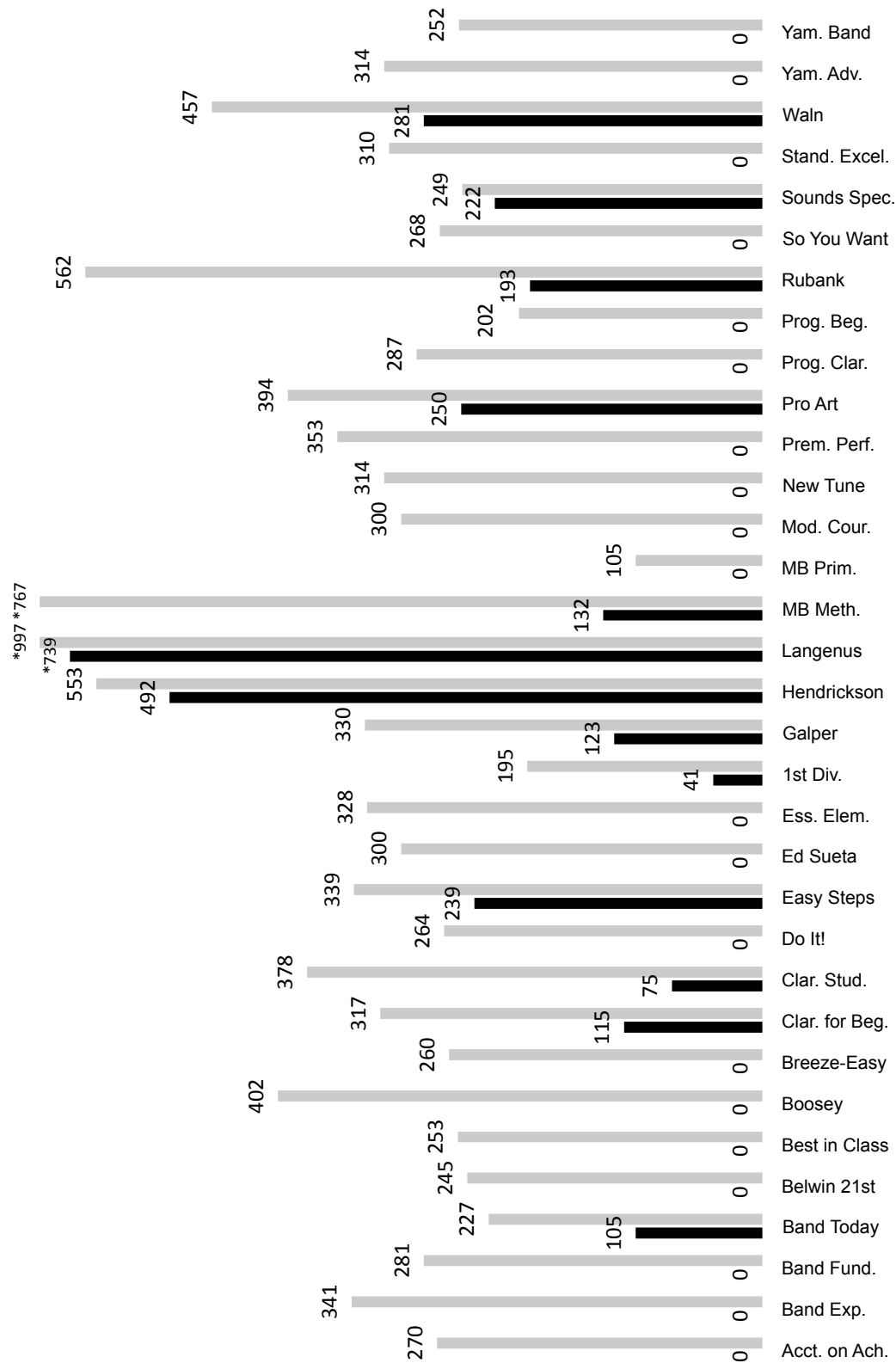


Figure 23: Cut time: first instance

Cut time: number of staves

*These bars were shortened due to space limitations.

■ Number of staves ■ Total number of staves in book

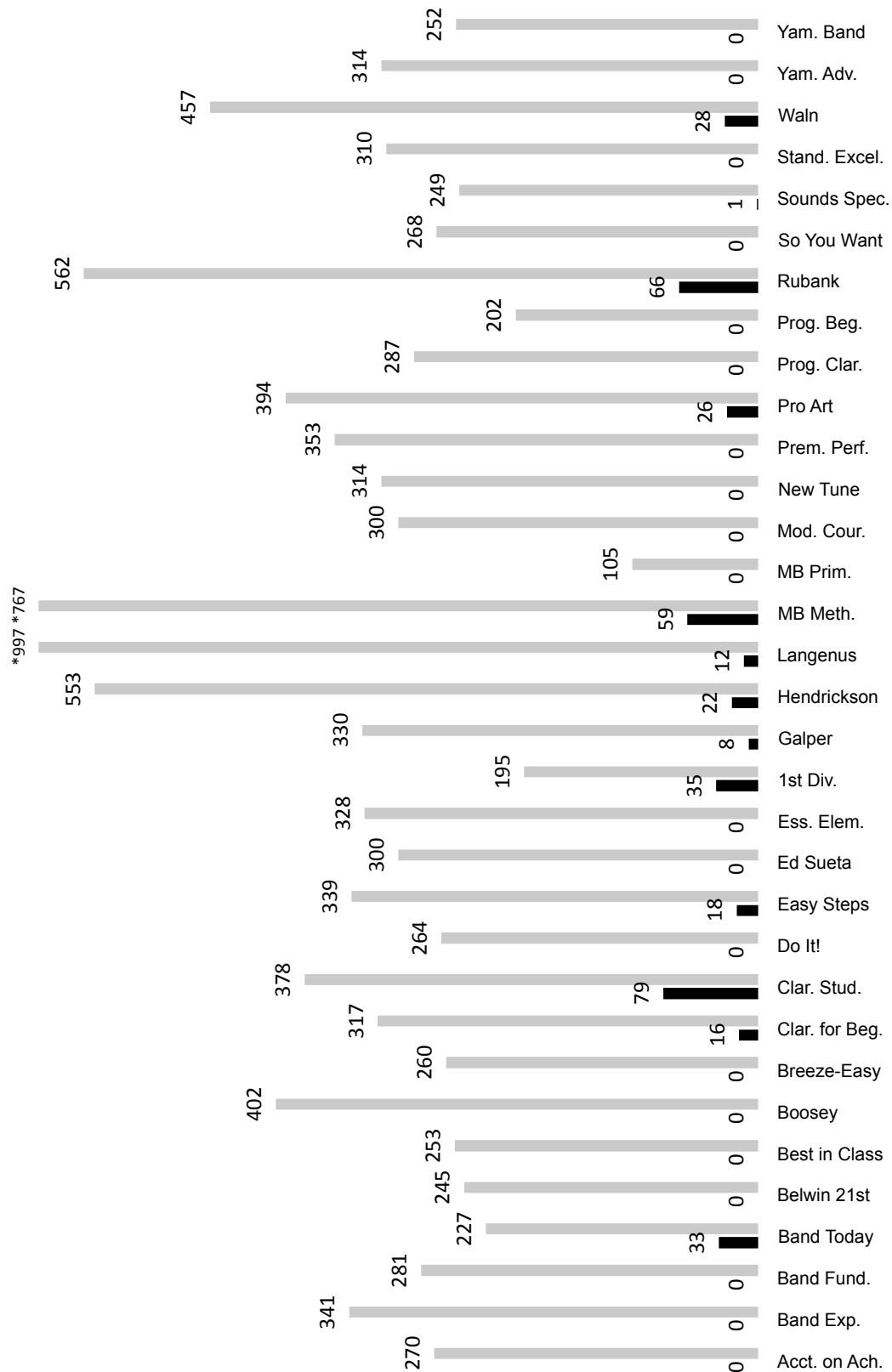


Figure 24: Cut time: number of staves

Compound meter (6/8, 3/8): first instance

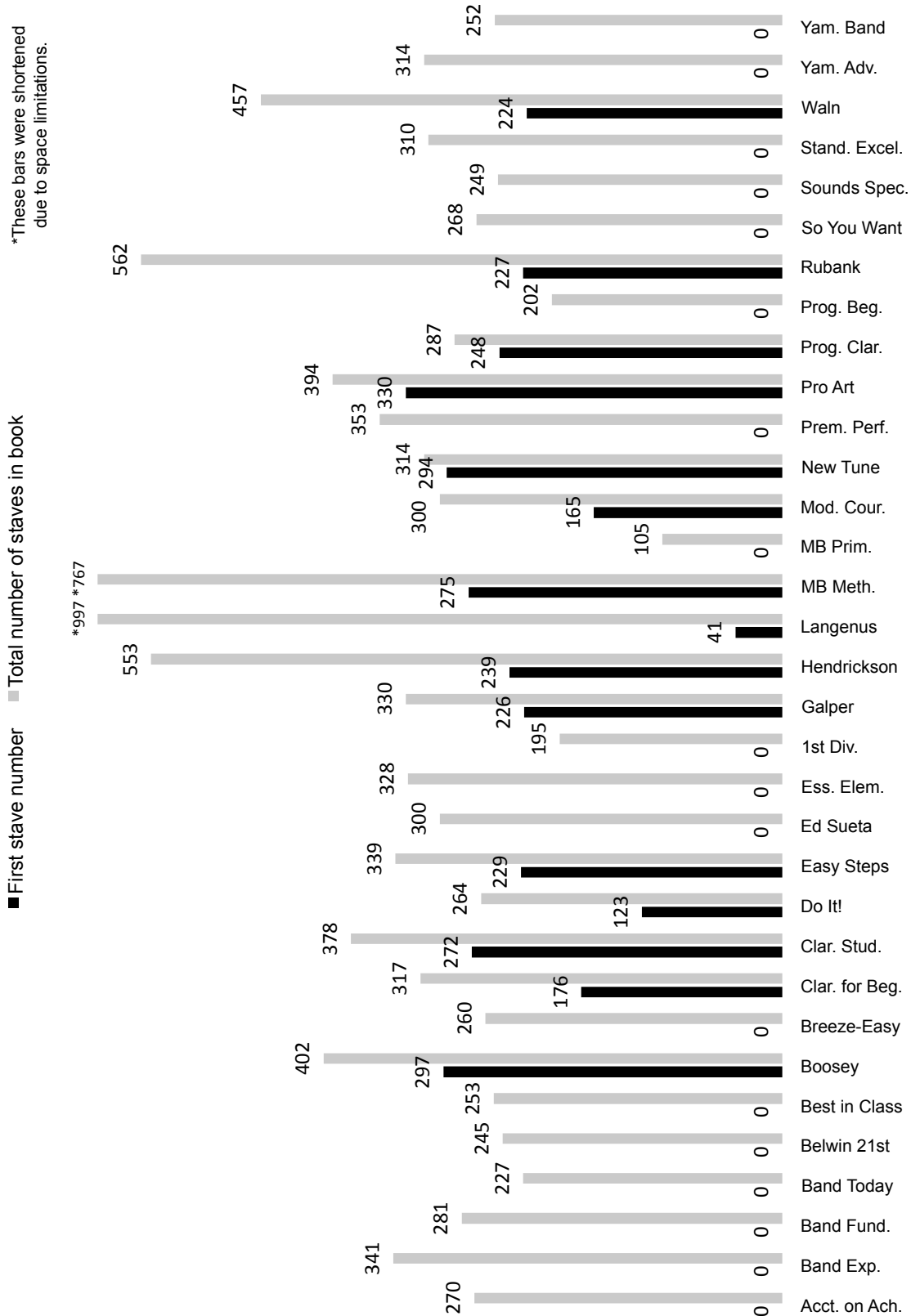


Figure 25: Compound meter (6/8, 3/8): first instance

Compound meter (6/8, 3/8): number of staves

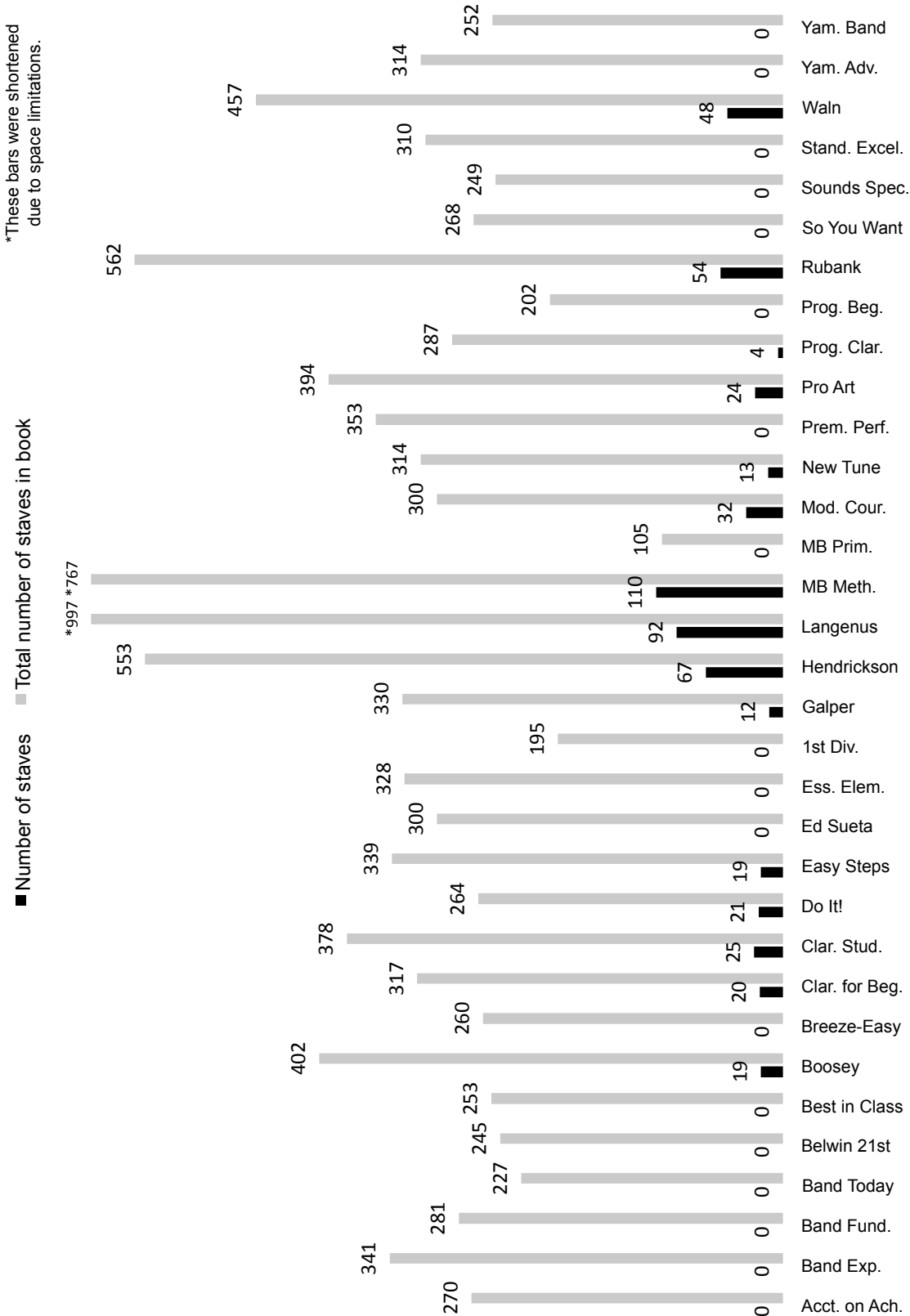


Figure 26: Compound meter (6/8, 3/8): number of staves

Dotted quarter-eighth notes in 4/4 or 3/4 time: first instance

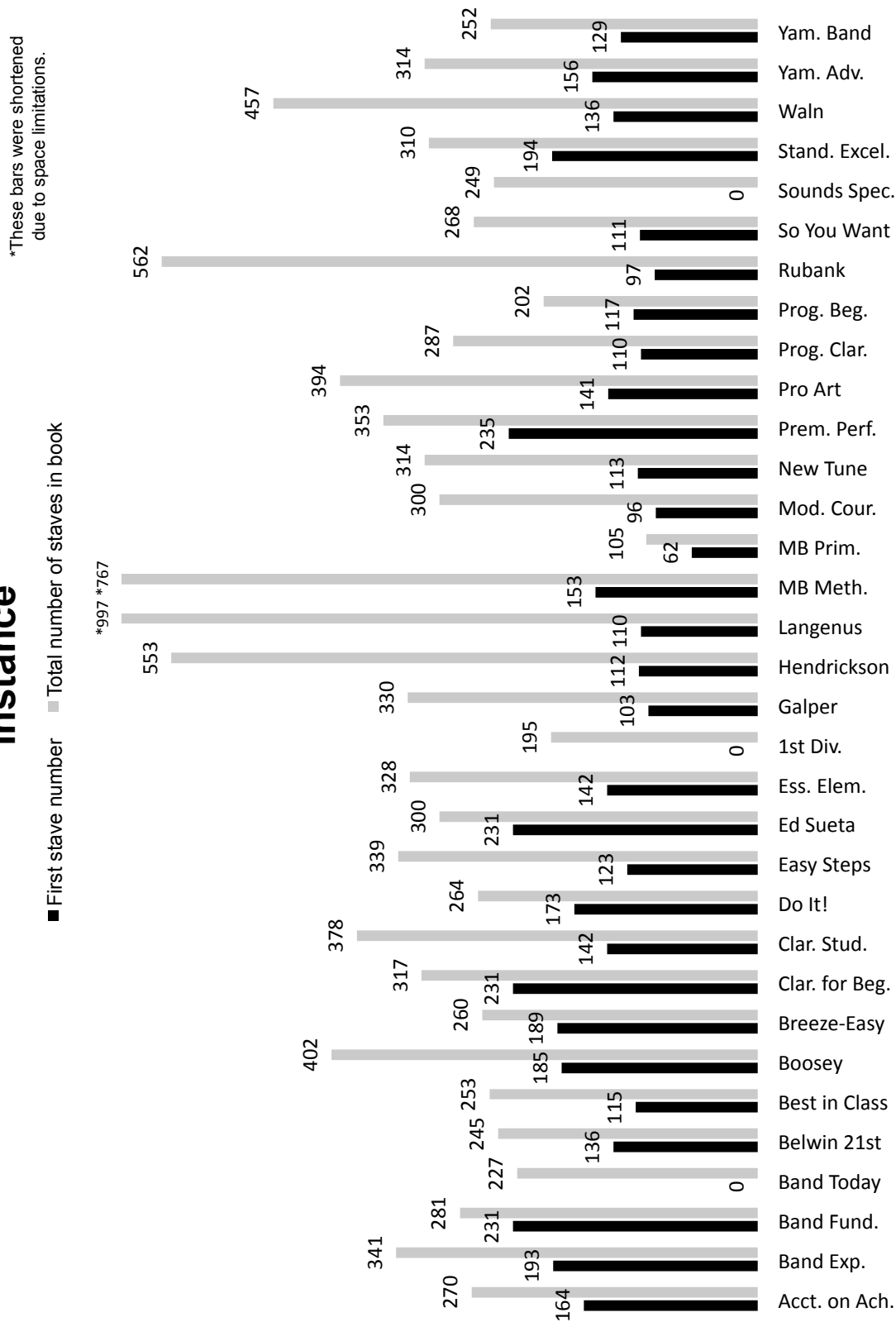


Figure 27: Dotted quarter-eighth notes in 4/4 or 3/4 time: first instance

Dotted quarter-eighth notes in 4/4 or 3/4 time: number of

staves

*These bars were shortened
due to space limitations.

■ Number of staves ■ Total number of staves in book

*997 *767

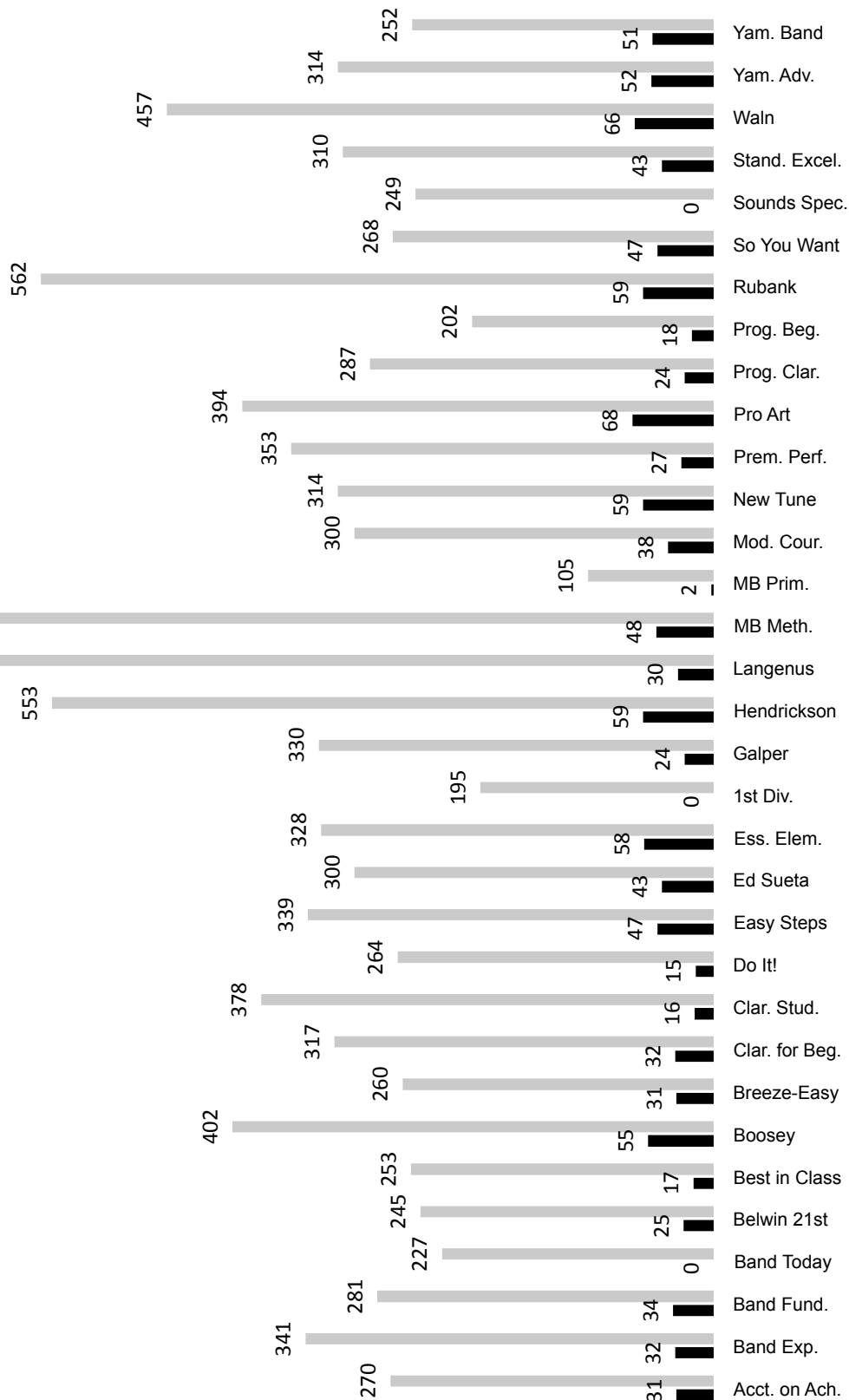


Figure 28: Dotted quarter-eighth notes in 4/4 or 3/4 time: number of staves

Triplets: first instance

*These bars were shortened
due to space limitations.

■ First stave number ■ Total number of staves in book

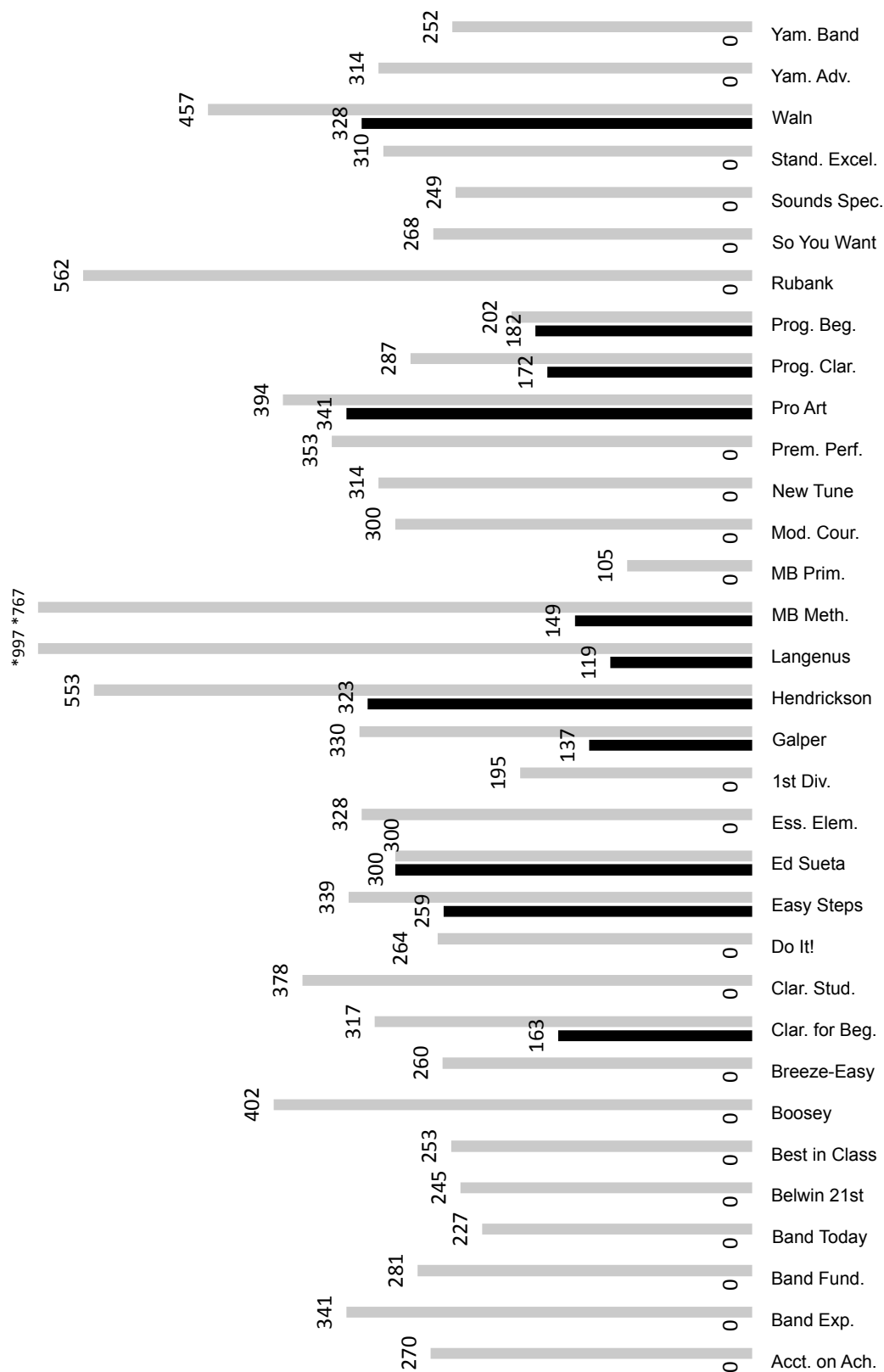


Figure 29: Triplets: first instance

Triplets: number of staves

■ Number of staves ■ Total number of staves in book

*These bars were shortened due to space limitations.

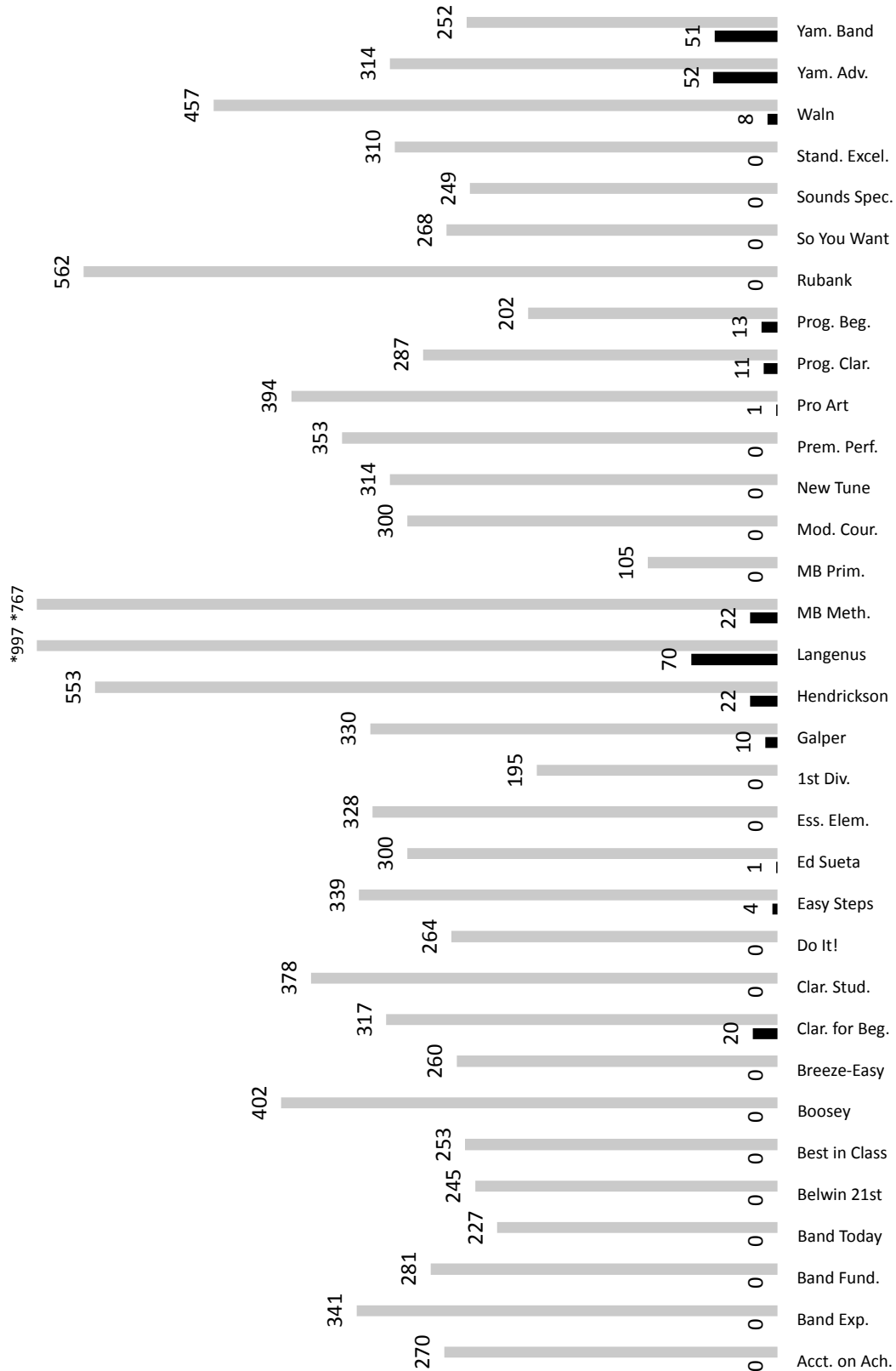


Figure 30: Triplets: number of staves

Sixteenth notes: first instance

*These bars were shortened due to space limitations.

■ First stave number ■ Total number of staves in book

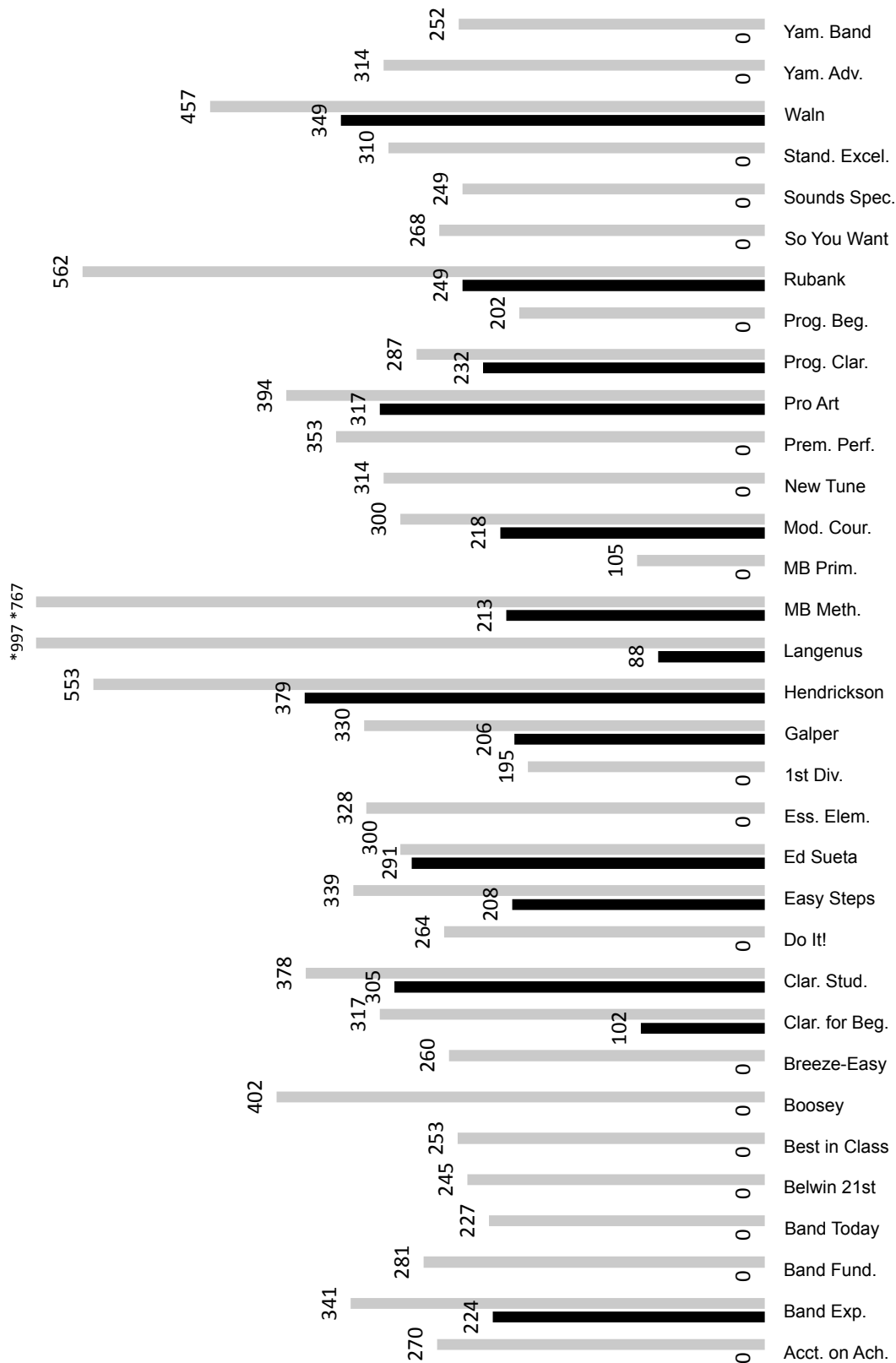


Figure 31: Sixteenth notes: first instance

Sixteenth notes: number of staves

*These bars were shortened due to space limitations.

■ Number of staves ■ Total number of staves in book

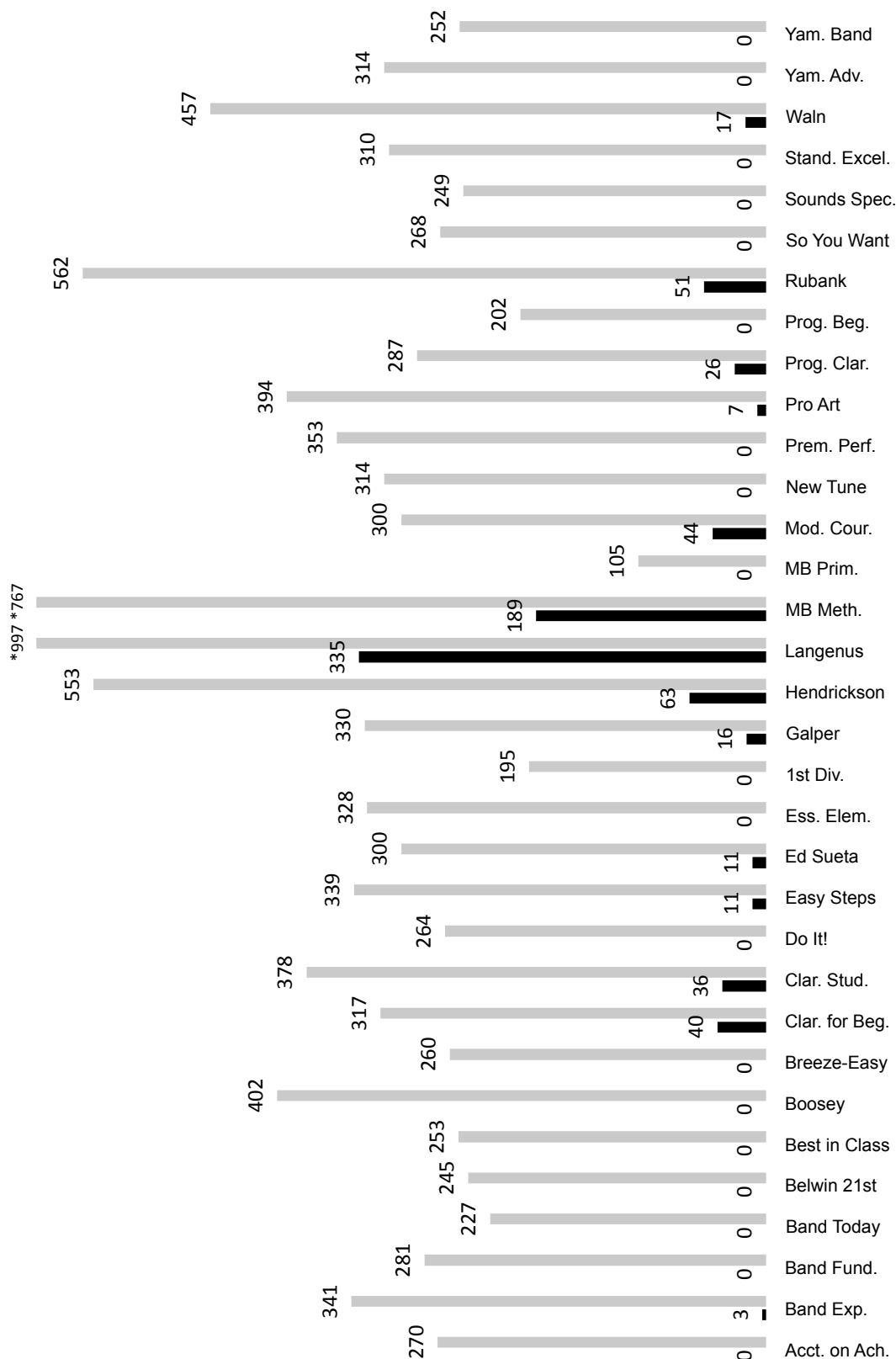


Figure 32: Sixteenth notes: number of staves

Dotted eighth-sixteenth notes: first instance

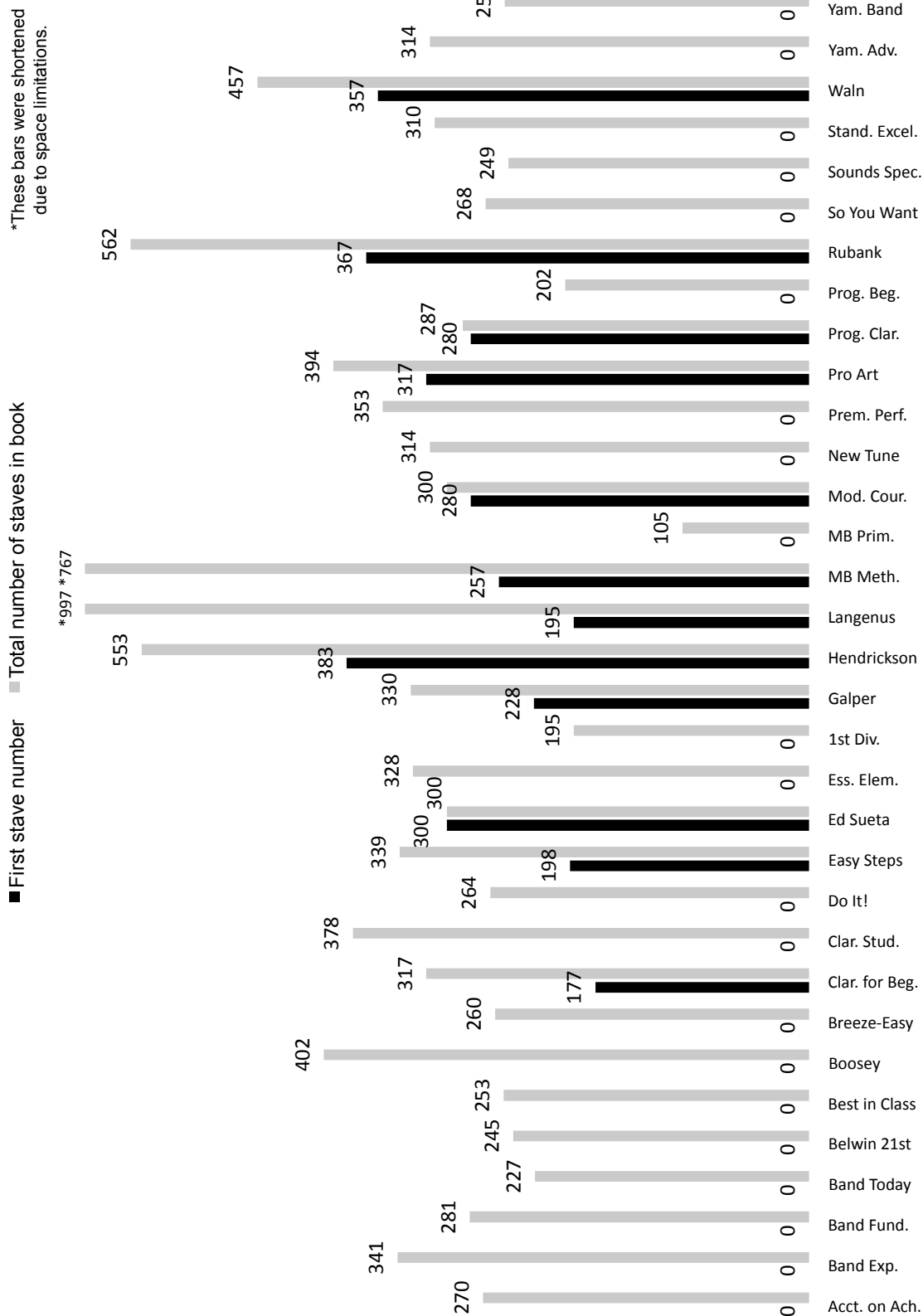


Figure 33: Dotted eighth-sixteenth notes: first instance

Dotted eighth-sixteenth notes: number of staves

*These bars were shortened due to space limitations.

■ Number of staves ■ Total number of staves in book

*997 *767




Figure 34: Dotted eighth-sixteenth notes: number of staves

Syncopation: first instance

■ First stave number ■ Total number of staves in book

*These bars were shortened due to space limitations.

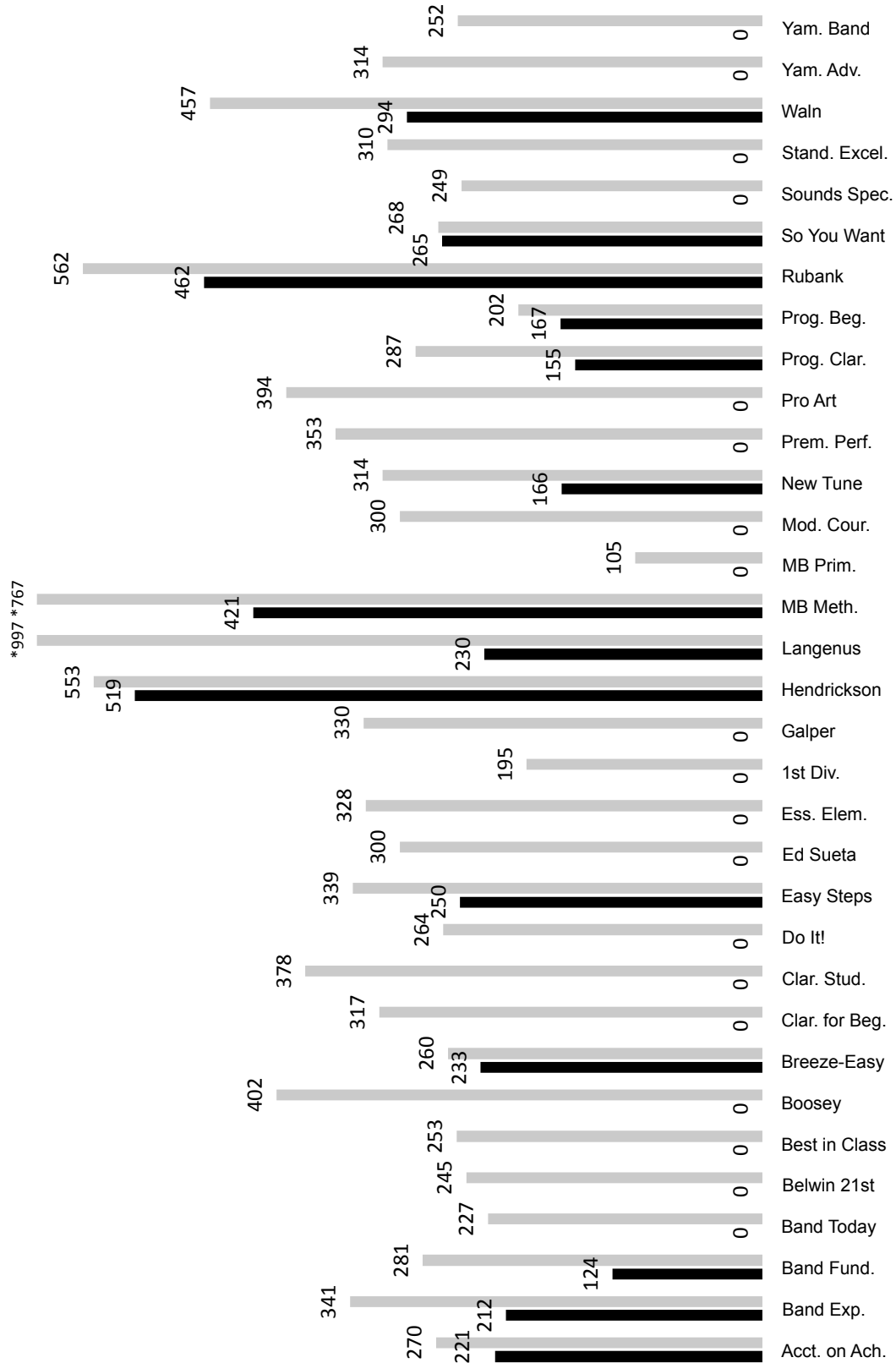


Figure 35: Syncopation: first instance

Syncopation: number of staves

*These bars were shortened due to space limitations.

■ Number of staves ■ Total number of staves in book

*997 *767




Figure 36: Syncopation: number of staves

First slur

■ First stave number ■ Total number of staves in book

*These bars were shortened due to space limitations.

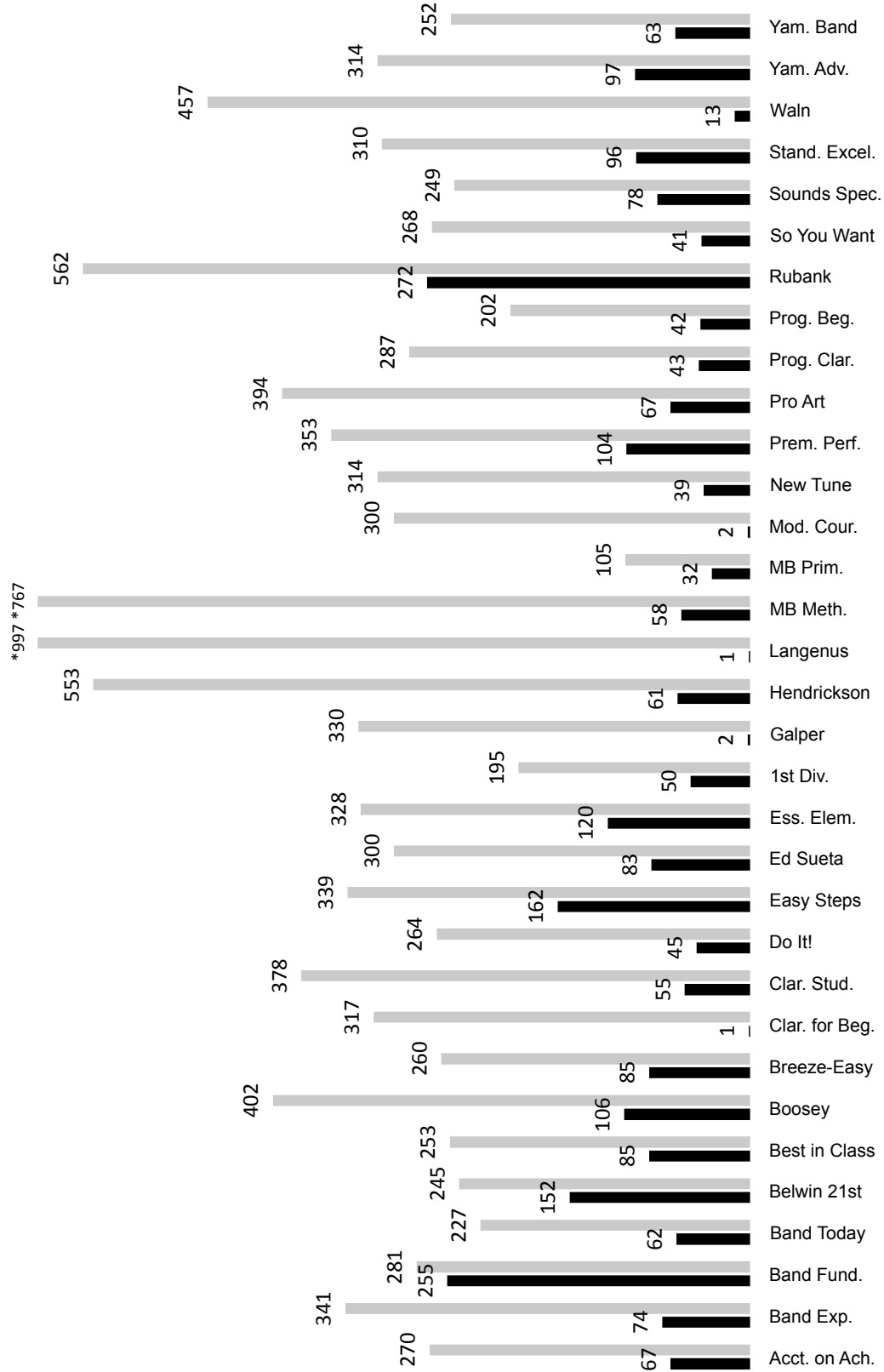
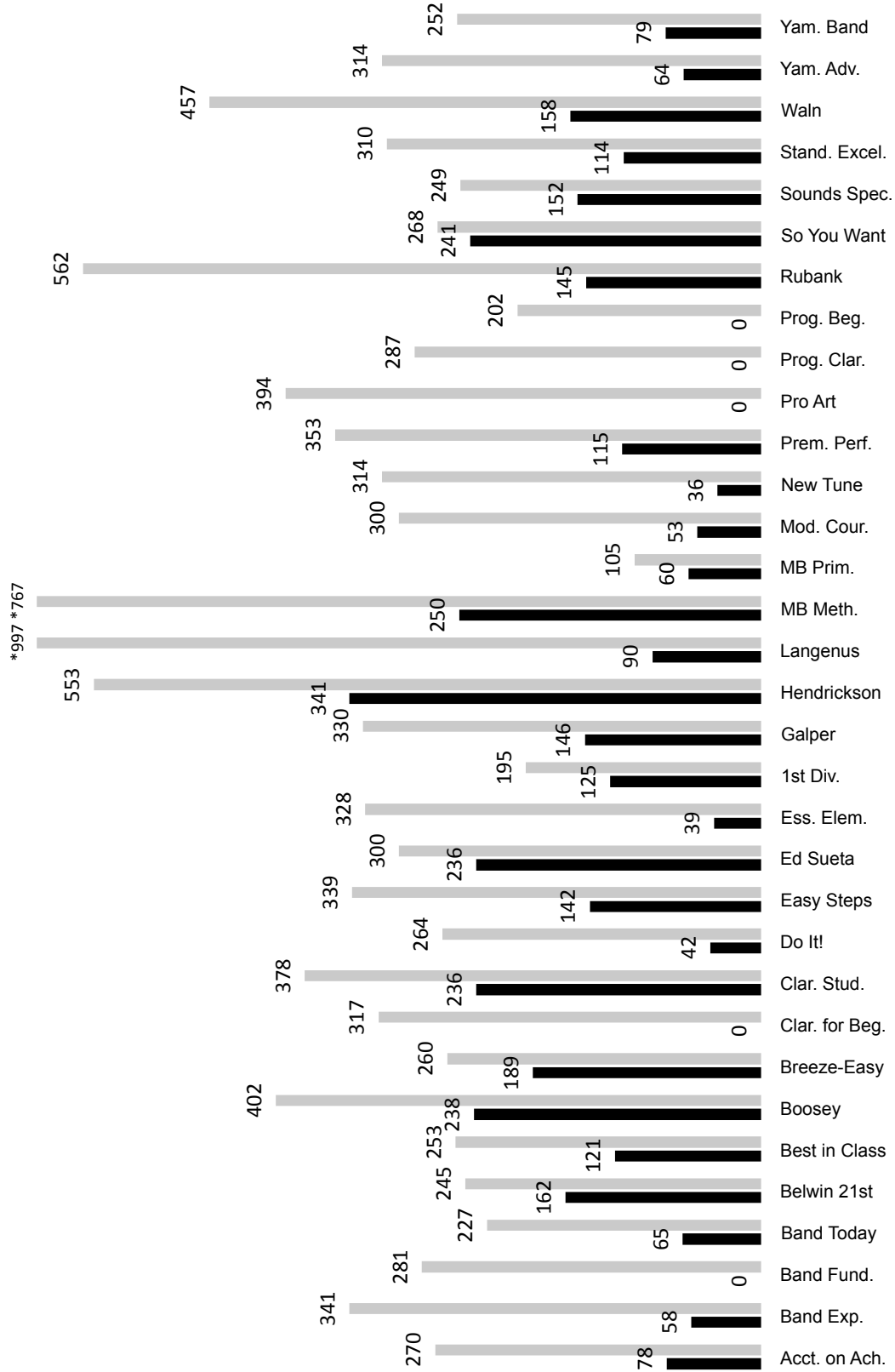


Figure 37: First slur

First dynamics

*These bars were shortened due to space limitations.

■ First stave number ■ Total number of staves in book



*997 *767

Figure 38: First dynamics

First tempo marking (in Italian)

*These bars were shortened due to space limitations.

■ First stave number ■ Total number of staves in book

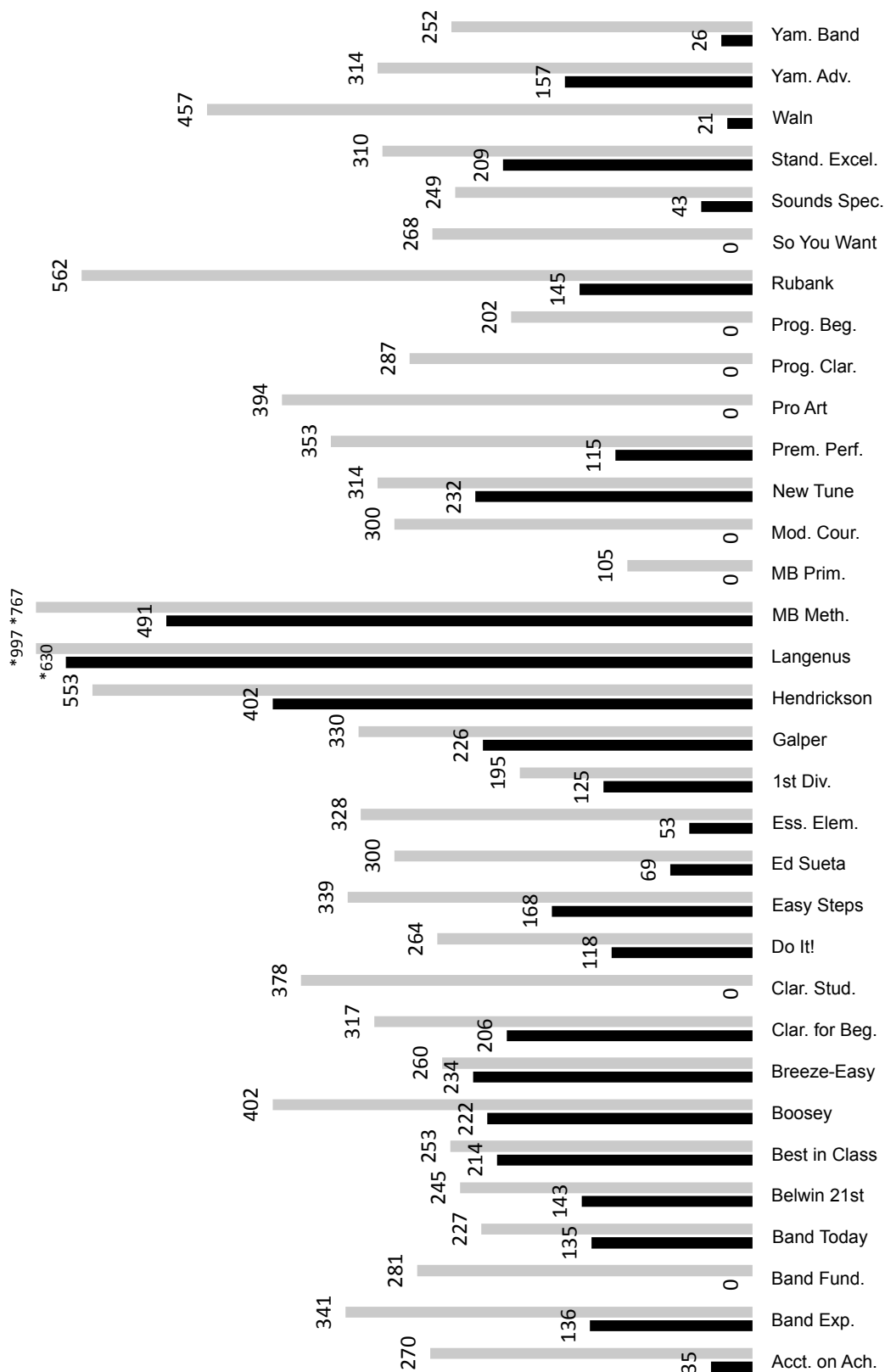


Figure 39: First tempo marking (in Italian)

CONCLUSION

It is the author's hope that the table and graph format will make it easy for the reader to identify the similarities and the differences between beginning clarinet method books. At a glance, the reader can quickly locate and analyze information about how these texts are organized. Readers are encouraged to use this information to arrive at their own conclusions, using the data to enhance teaching effectiveness and student learning.

This guide provides an extensive list of beginning clarinet method books easily available in print at the time of this writing. In addition, each book appears in Chapter Three with its own table of extensive information. This concise and comprehensive list could be a great resource for clarinet teachers, music educators, and students.

By using the graphs, in which all the books are arranged by criteria, teachers can look for books that reinforce desired skills. For example, if a teacher was looking for a large amount of music below the break, Figures 5 through 7 on Pages 115 through 117 provide information about when the break is introduced and how much music occurs below the break. If reinforcement of left hand technique is needed, Figure 4 on Page 114 shows how early the right hand is introduced in various books. This graph illustrates that books introduce the right hand as early as stave 2, and as late as stave 114.

The graphs also may be used to help find materials that motivate students. Figure 13 on Page 123 shows the amount of melodic material found in the different method books. If a student is motivated by melodies and familiar tunes, for example, this graph could help the instructor find a book that contains a large amount of this material.

The above examples illustrate how this treatise could be used in a very pragmatic way. In addition to these pragmatic teaching reference tools, there are also many larger educational and musical findings that have surfaced from creation of this guide.

Upon examining Figure 22 on Page 123 the reader can compare when texts venture outside of the 4/4 time signature. What is more interesting is how many of the methods do not use a time signature other than 4/4. The stability and commonality of this time signature might warrant the exclusive use of this meter. However, any professional musician would agree that other meters are integral to a variety of musical styles. The reader could conclude that the exclusive use of 4/4 is rational, but could also conclude that its exclusivity may be inappropriate to the full development of the future musician.

A similar pair of opposite conclusions can be drawn when examining the introduction of compound meter (Figure 25 on Page 126). Should beginning students be introduced to compound meter early, later, or never? There could be valid arguments for each of these perspectives, reinforced by available method books.

Another interesting finding regards the use of duets, illustrated in Figure 19, on Page 129. Some methods use a large number of duets, while others use none. Duets can be complex, requiring independence and confidence in musicianship, traits that beginners may have not developed. But most significant instrumental music involves harmony, and requires clarinetists to have a sense of blend and balance – a service to a larger goal than just playing one clarinet part. Again, readers could conclude that either perspective is valid, and fits their values as music educators. Method books support either perspective.

While it is universally recognized that major scales are an important component of basic musicianship, each book presents scales in a different manner. While one may think that a scale would be presented as soon as the required notes are learned, there are some books that do not present a scale until several hundred staves into the book.

Furthermore, approximately a third of the sampled books do not include a major scale at all (see Figure 8, Page 118).

The pacing of the different pedagogical criteria also varies widely between method books. A logical conclusion to draw from this is that the variety of available method books empowers the teacher and student to choose material best suited to their particular learning style or teaching philosophy. But one must also ponder the effectiveness of such divergent strategies. Are there some methods that are less effective than others? The research done for this guide, and the wide variety of methods found, suggest further that an investigation of which pacing is most effective for most clarinet students might be of particular value. For example, according to Figure 5 on Page 115, the break is introduced as early as the 28th stave, or as late as the 236th stave, while in one book the break is never introduced at all. The break is a particularly important milestone in clarinet playing, and such a wide variety in its treatment is interesting.

These issues may cause frustration, but warrant further study. How can such divergent conclusions exist within a specific profession? Are these differences created by the diverse needs of students, or are they merely a reflection of teaching philosophies? Perhaps, with further future study, conclusions can be made about the effectiveness of certain pedagogical sequences. Future studies may also arrive at conclusions on pacing and instructional sequencing. Hopefully, the graphs and data found in this treatise will motivate future research in beginning clarinet teaching.

BIBLIOGRAPHY

- The Boosey Woodwind Method*. Vol. 1. 2 vols. Clarinet ed. The Boosey Woodwind & Brass Method, ed. Chris Morgan. London: Boosey & Hawkes Music Publishers Ltd, 2001.
- Menc Forums / Thinking of Switching to a New Band Method* [web page]. April 2008, accessed Aug 15 2008 <http://www.menc.org/forums/viewtopic.php?id=44>.
- Anzalone, Valentine. *Breeze-Easy Method*. Vol. 1. 2 vols. Clarinet ed. Miami: Warner Brothers Publications, 1958.
- Balent, Andrew. *Sound Spectacular Band Course*. Vol. 1. 2 vols. Clarinet ed. New York: Carl Fischer, Inc., 1995.
- Benham, Charles. *Pro Art Clarinet Method*. Vol. 1. 2 vols. Van Nuys: Alfred Publishing Co., Inc., 1955 (Renewed 1983).
- Bennett, Ned. *A New Tune a Day for Clarinet*. Vol. 1. 2 vols. New York: Boston Music Company, 2006.
- Bessom, Malcolm E., Alphonse M. Tatarunis, and Samuel L. Forcucci. *Teaching Music in Today's Secondary Schools: A Creative Approach to Contemporary Music Education*. 2nd ed. New York: Holt, Rinehart and Winston, 1980.
- Bordo, Victor, and Larry Combs. "First Lessons on Clarinet." *The Instrumentalist* 63, no. 1 (2008): 64.
- Bullock, Jack and Anthony Maiello. *Belwin 21st Century Band Method*. Vol. 1. 3 vols. B-flat Clarinet ed., ed. Thom Proctor. Miami: Belwin-Mills, 1996.
- Collis, James. *Modern Course for the Clarinet*. Vol. 1. 6 vols. New York: Henri Elkan Music Publisher, 1973.
- Colwell, Richard J. and Thomas Goolsby. *The Teaching of Instrumental Music*. 2nd ed. Englewood Cliffs: Prentice Hall, 1992.
- Corley, Paula Beck. *So You Want to Play the Clarinet*. Clarinet City, 2001.

- DeVito, Donald R. *A Survey of Beginning Band Methods for Elementary, Middle and High School Band Programs* [database article]. Gainesville: University of Florida, 2002, accessed Aug 20, 2008
<http://eric.ed.gov/ERICWebPortal/contentdelivery/servlet/ERICServlet?accno=ED464865>.
- Faria, Richard. *Beginning Method Books* [web page]. November 2995, accessed Aug 20, 2008 <http://www.woodwind.org/clarinet/Study/Beginner.html>.
- Feldstein, Sandy and John O'Reilly. *Yamaha Band Student*. Vol. 1. 2 vols. B-flat Clarinet ed. Van Nuys: Alfred, 1988.
- Feldstein, Sandy and Larry Clark. *The Yamaha Advantage: Musicianship from Day One*. Vol. 1. 2 vols. Clarinet ed. Paoli: PlayinTime Productions, 2001.
- Fraedrich, Eileen. *The Art of Elementary Band Directing*. Fort Lauderdale: Meredith Music Publications, 1997.
- Froseth, James O. *Do It! Play Clarinet*. Vol. 1. 2 vols. Clarinet ed. Do It! Play in Band. Chicago: GIA Publications, 1997.
- Galper, Avrahm. *Clarinet for Beginners*. Vol. 1. 2 vols. Milwaukee: Hal Leonard, 1980.
- _____. *Galper Clarinet Method*. Vol. 1. 2 vols. Waterloo: Waterloo Music Company Limited, 1995.
- Gelling, Peter. *Progressive Beginner Clarinet Learn to Play Music*: L.T.P. Publishing Pty Ltd, 2001.
- _____. *Progressive Clarinet Learn to Play Music*: L.T.P. Publishing Pty Ltd, 2004.
- Gordon, Edwin E. *Learning Sequences in Music*. Chicago: GIA Publications, 1993.
- Hedrick, Steve. *Band Fundamentals*. Vol. 1. 2 vols. Clarinet ed. Salem: Band Fundamentals Books, 2008.
- Hendrickson, Clarence V. *Hendrickson Method for Clarinet*. Vol. 1. 2 vols. Miami: Belwin, 1941.
- Hittler, Lou. *Mel Bay's Clarinet Primer*. Pacific: Mel Bay Publications, Inc., 1977.
- Hittler, Louis. *Mel Bay's Clarinet Method*. Pacific: Mel Bay Publications, Inc., 1992.
- Holz, Emil A. and Roger E. Jacobi. *Teaching Band Instruments to Beginners*.

- Englewood Cliffs: Prentice Hall, 1966.
- Hovey, Nilo W. *Rubank Elementary Method*. Clarinet ed. Chicago: Rubank, Inc., 1933.
- Kantor, Glenn B. *Klarinet - 2008 06 000105* [web page]. June 21 2008, accessed Aug 20, 2008 <http://test.woodwind.org/Databases/Klarinet/2008/06/000105.txt>.
- Klug, Howard. "Clarinet Pedogogy Worksheet [Class Assignment]." In *Clarinet Pedagogy, MUS E559*: Indiana University, Fall 1993.
- Krelove, Karl. [web page]. Mar 6, 1998, accessed Aug 20, 2008 <http://test.woodwind.org/Databases/Klarinet/1998/03/000272.txt>.
- Lacy, Edwin V. *Klarinet - 1998 03 000172* [web page]. March 3 1998, accessed Aug 15, 2008 <http://test.woodwind.org/Databases/Klarinet/1998/03/000172.txt>.
- Langenus, Gustave. *Gustave Langenus Complete Method for the Clarinet in Three Parts*. Vol. 1. 3 vols. New York: Carl Fischer, 1923.
- Lautzenheiser, Tim, John Higgins, Charles Menghini, Paul Lavender, Tom C. Rhodes, Don Bierschenk. *Essential Elements 2000 Plus Dvd: Comprehensive Band Method*. Vol. 1. 2 vols. B-flat Clarinet ed. Milwaukee: Hal Leonard Corporation, 1999.
- Mazzeo, Rosario. *The Clarinet: Excellence and Artistry*. Sherman Oaks: Alfred, 1981.
- Miller, Rich and Tani Miller. *Klarinet - 1998 03 000344* [web page]. March 6 1998, accessed Aug 20, 2008 <http://test.woodwind.org/Databases/Klarinet/1998/03/000344.txt>.
- O'Reilly, John and Mark Williams. *Accent on Achievement*. Vol. 1. 3 vols. B-flat Clarinet ed. Van Nuys: Alfred, 1997.
- Pearson, Bruce. *Best in Class: Comprehensive Band Method*. Vol. 1. 2 vols. Clarinet ed. San Diego: Neil A. Kjos Music Company, 1982.
- _____. *Standard of Excellence Enhanced Comprehensive Band Method*. Vol. 1. 2 vols. B-flat Clarinet ed. San Diego: Neil A. Kjos Music Company, 2004.
- Pino, David. *The Clarinet and Clarinet Playing*. Mineola: Dover, 1980.
- Poyhar, James D. *Band Today*. Vol. 1. 3 vols. B-flat Clarinet ed. Contemporary Band Course. Miami: Belwin-Mills, 1977.
- Ridenour, Thomas W. *The Educator's Guide to the Clarinet*. 2nd ed. Duncanville: ridenourclarinetproducts.com, 2002.

Schleuter, Stanley L. *A Sound Approach to Teaching Instrumentalists*. 2nd ed. New York: Schirmer Books, 1997.

Smith, Robert W., Susan L. Smith Co-Lead Authors, Michael Story, Garland E. Markham, Richard C. Crain. *Band Expressions*. Vol. 1. 2 vols. Clarinet ed., ed. Thom Proctor. Van Nuys: Alfred, 2003.

Sueta, Ed. *Ed Sueta Band Method*. Vol. 1. 3 vols. Clarinet ed. Rockaway: Macie Publishing Company, 1974.

_____. *Premier Performance: An Innovative and Comprehensive Band Method*. Vol. 1. 3 vols. Clarinet ed. Rockaway: Ed Sueta Music Publications, Inc., 1999.

Taylor, Maurice D. *Easy Steps to the Band*. Clarinet ed. Van Nuys: Belwin-Mills Publishing Corporation, 1939 (Renewed).

Waln, George. *Waln Elementary Band Method*. Miami: Belwin-Mills Publishing Corp., 1956 (Renewed 1983).

Weber, Fred. *First Division Band Method*. Vol. 1. 4 vols. B-flat Clarinet ed. First Division Band Course. Miami: Belwin-Mills, 1962 (Renewed 1990).

Weber, Fred and Robert Lowry. *Clarinet Student*. Vol. 1. 2 vols. Student Instrumental Course. Miami: Belwin-Mills, 1969.

BIOGRAPHICAL SKETCH

CINDY RENANDER

(October, 2008)

CINDY RENANDER, clarinetist, has served as Visiting Professor of Music at Lander University in South Carolina where she was also an active orchestral musician. A native of Tacoma, Washington, she was principal clarinetist of the Northwest Sinfonietta, the Tacoma Opera and was a member of Orchestra Seattle before moving to Florida for graduate school.

She holds the Master of Music and Doctor of Music degrees from Florida State University, where she studied with Frank Kowalsky, and the Bachelor of Music degree from New England Conservatory of Music in Boston, where she studied with William Wrzesien.

Now back in the Pacific Northwest, aside from her critically acclaimed performing activities, she maintains a varied musical career. She is currently teaching at Tacoma Community College, founded the Pierce County Clarinet Society, and serves on the board of the Second City Chamber Series. For updated information about her activities, visit www.renander.com.