



US005283253A

**United States Patent** [19][11] **Patent Number:** **5,283,253**

Holton et al.

[45] **Date of Patent:** **Feb. 1, 1994**

[54] **FURYL OR THIENYL CARBONYL  
SUBSTITUTED TAXANES AND  
PHARMACEUTICAL COMPOSITIONS  
CONTAINING THEM**

[75] **Inventors:** Robert A. Holton; Kasthuri Rengan;  
Hossain Nadizadeh, all of  
Tallahassee, Fla.

[73] **Assignee:** Florida State University, Tallahassee,  
Fla.

[21] **Appl. No.:** 975,723

[22] **Filed:** Nov. 13, 1992

**Related U.S. Application Data**

[63] Continuation-in-part of Ser. No. 949,107, Sep. 22, 1992,  
which is a continuation-in-part of Ser. No. 863,849,  
Apr. 6, 1992, abandoned, which is a continuation-in-  
part of Ser. No. 862,955, Apr. 3, 1992, abandoned,  
which is a continuation-in-part of Ser. No. 763,805,  
Sep. 23, 1991, abandoned.

[51] **Int. Cl.<sup>5</sup>** ..... A61K 31/34; A61K 31/38;  
C07D 305/14

[52] **U.S. Cl.** ..... 514/444; 514/449;  
514/471; 544/60; 544/147; 544/375; 546/196;  
546/207; 548/525; 549/60; 549/214; 549/473;  
549/510; 549/511

[58] **Field of Search** ..... 549/510, 511, 60, 473,  
549/214; 544/60, 147, 375; 546/196, 207;  
548/525; 514/444, 449, 471

[56] **References Cited****U.S. PATENT DOCUMENTS**

4,814,470	3/1989	Colin et al.	514/449
4,857,653	8/1989	Colin et al.	549/511
4,924,011	5/1990	Denis et al.	849/510
4,924,012	5/1990	Colin et al.	849/510
4,942,184	7/1990	Haugwitz et al.	514/449
4,960,790	10/1990	Stella et al.	514/449
5,015,744	5/1991	Holton	549/510
5,059,699	10/1991	Kingston et al.	549/511
5,136,060	8/1992	Holton	549/510
5,175,315	12/1992	Holton	549/510

**FOREIGN PATENT DOCUMENTS**

253738 7/1987 European Pat. Off. .

253739 7/1987 European Pat. Off. .  
336841 4/1989 European Pat. Off. .  
336840 5/1989 European Pat. Off. .  
247378 9/1990 European Pat. Off. .  
WO92/09589 6/1992 PCT Int'l Appl. .

**OTHER PUBLICATIONS**

Denis and Greene, "A Highly Efficient, Practical Ap-  
proach to Natural Taxol", J. Am. Chem. Soc. (1988),  
110, 5917-5919.

(List continued on next page.)

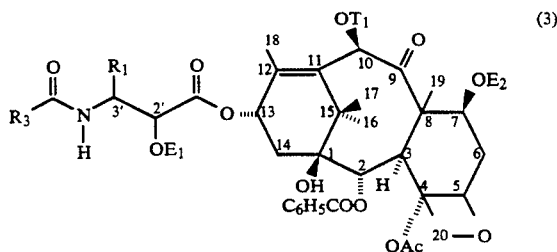
*Primary Examiner*—C. Warren Ivy

*Assistant Examiner*—Ba K. Trinh

*Attorney, Agent, or Firm*—Senniger, Powers, Leavitt &  
Roedel

[57] **ABSTRACT**

Taxane derivatives of the formula



wherein

R<sub>1</sub> is phenyl or p-nitrophenyl,

R<sub>3</sub> is feryl or thienyl,

T<sub>1</sub> is hydrogen, hydroxyl protecting group, or  
—COT<sub>2</sub>,

T<sub>2</sub> is H, C<sub>1</sub>–C<sub>6</sub> alkyl, C<sub>2</sub>–C<sub>6</sub> alkenyl, C<sub>2</sub>–C<sub>6</sub> alkynyl or  
monocyclic aryl,

Ac is acetyl, and

E<sub>1</sub> and E<sub>2</sub> are independently selected from hydrogen  
and functional groups which increase the water  
solubility of the taxane derivative are useful as  
antitumor agents.

**6 Claims, No Drawings**

## OTHER PUBLICATIONS

- Holton et al., "A Synthesis of Taxusin", J. Am. Chem. Soc., (1988), 110, pp. 6558-6560.
- Holton, "Synthesis of the Tazane Ring System", J. Am. Chem. Soc., (1984), 106, pp. 5731-5732.
- Mukerjee et al., " $\beta$ -Lactams: Retrospect and Prospect", Tetrahedron vol. 34, Report No. 52, pp. 1731-1767 (1978).
- Wani et al., "Plant Antitumor Agents. VI. The Isolation and Structure of Taxol, a Novel Antileukemic and Antitumor Agent from *Taxus brevifolia*", J. Am. Chem. Soc. 93:9, May 5, 1971, pp. 2325-2327.
- Samaranayake et al., "Modified Taxols. 5.1 Reaction of Taxol with Electrophilic Reagents and Preparation of a Rearranged Taxol Derivative with Tubulin Assembly Activity<sup>3</sup>", J. Org. Chem. 1991, 56, 5114-5119.
- Kaiser et al., "Synthesis of Esters of Acid-Unstable Alcohols by Means of n-butyllithium", J. Org. Chem., 1970, 35, 1198.
- Ojima et al., "New and Efficient Approaches to the Semisynthesis of Taxol and its C-13 Side Chain Analogs by means of  $\beta$ -Lactam Synthone Method", Tetrahedron vol. 48, No. 34, pp. 6985-7012, 1992.
- Witherup et al., "High Performance Liquid Chromatographic Separation of Taxol and Related Compounds From *Taxus brevifolia*", Jour. of Liquid Chromatography, 12(11), pp. 2117-2132 (1989).
- Bartholomew et al., "A Novel Rearrangement Reaction Conversion of 3-(chloromethyl)azetidines to Azetidines-3-carboxylic Acid Esters", Tetrahedron Letters, vol. 32, No. 36, pp. 4795-4798, 1991.
- Schultz et al., "Synthesis of New N-radicals of Tetrazan-1-yl", Chem. Abstr., vol., 108, No. 37298C, p. 581, 1988.
- H. M. Deutsch et al., "Synthesis of Congeners and Prodrugs. 3. Water-Soluble Prodrugs of Taxol with Potent Antitumor Activity", Journal of Medicinal Chem., vol. 32, No. 4, pp. 788-792, (Apr. 1989).
- N. F. Magri et al., "Modified Taxols, 4. Synthesis and Biological Activity of Taxols Modified in the Side Chain", vol. 51, No. 2, pp. 298-306, (1988).
- V. Senilh et al., "Hemisynthese de nouveaux analogues du taxol. Etude de leur interaction avec la tubuline", C. R. Acad. Sc. Paris, Serie II, vol. 299, No. 15, pp. 1039-1043, Nov. 21, 1984.

# FURYL OR THIENYL CARBONYL SUBSTITUTED TAXANES AND PHARMACEUTICAL COMPOSITIONS CONTAINING THEM

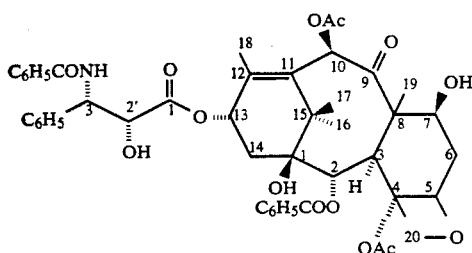
## REFERENCE TO RELATED APPLICATIONS

This application is a continuation-in-part application of U.S. Ser. No. 07/949,107, filed Sep. 22, 1992 pending, which is a continuation-in-part application of U.S. Ser. No. 07/863,849, filed Apr. 6, 1992 now abandoned, which is a continuation-in-part application of U.S. Ser. No. 07/862,955, filed Apr. 3, 1992 now abandoned, which is a continuation-in-part of U.S. Ser. No. 07/763,805, filed Sep. 23, 1991, now abandoned.

## BACKGROUND OF THE INVENTION

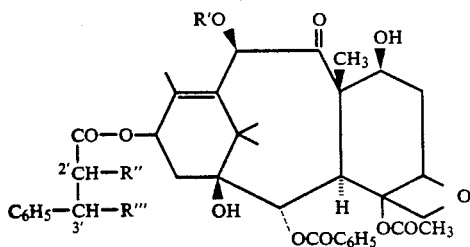
The present invention is directed to novel taxanes which have utility as antileukemia and antitumor agents.

The taxane family of terpenes, of which taxol is a member, has attracted considerable interest in both the biological and chemical arts. Taxol is a promising cancer chemotherapeutic agent with a broad spectrum of antileukemic and tumor-inhibiting activity. Taxol has a 2'R, 3'S configuration and the following structural formula:



wherein Ac is acetyl. Because of this promising activity, taxol is currently undergoing clinical trials in both France and the United States.

Colin et al. reported in U.S. Pat. No. 4,814,470 that taxol derivatives having structural formula (2) below, have an activity significantly greater than that of taxol (1).



R' represents hydrogen or acetyl and one of R'' and R''' represents hydroxy and the other represents tert-butoxycarbonylamino and their stereoisomeric forms, and mixtures thereof. The compound of formula (2) in which R'' is hydroxy, R''' is tert-butoxycarbonylamino having the 2'R, 3'S configuration is commonly referred to as taxotere.

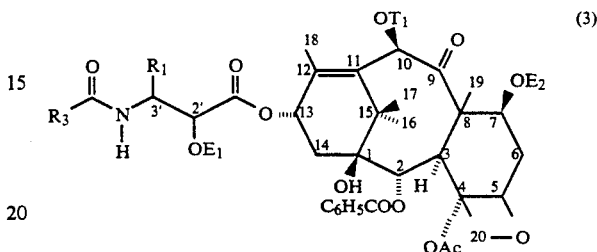
Although taxol and taxotere are promising chemotherapeutic agents, they are not universally effective.

Accordingly, a need remains for additional chemotherapeutic agents.

## SUMMARY OF THE INVENTION

Among the objects of the present invention, therefore, is the provision of novel taxane derivatives which are valuable antileukemia and antitumor agents.

Briefly, therefore, the present invention is directed to taxane derivatives of the formula:



wherein

R<sub>1</sub> is phenyl or p-nitrophenyl-,

R<sub>3</sub> is furyl or thienyl,

T<sub>1</sub> is hydrogen, hydroxyl protecting group, or -COT<sub>2</sub>,

T<sub>2</sub> is H, C<sub>1</sub>-C<sub>6</sub> alkyl, C<sub>2</sub>-C<sub>6</sub> alkenyl, C<sub>2</sub>-C<sub>6</sub> alkynyl or monocyclic aryl,

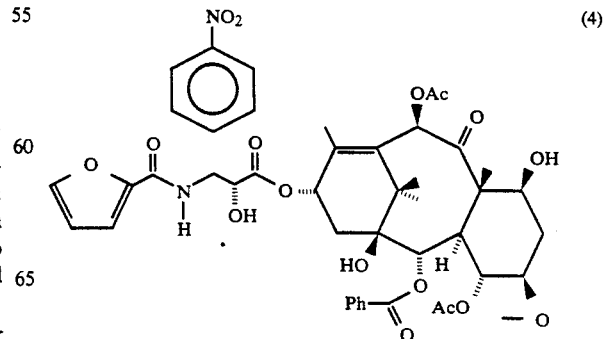
Ac is acetyl, and

E<sub>1</sub> and E<sub>2</sub> are independently selected from hydrogen, hydroxy protecting groups and functional groups which increase the water solubility of the taxane derivative.

Other objects and features of this invention will be in part apparent and in part pointed out hereinafter.

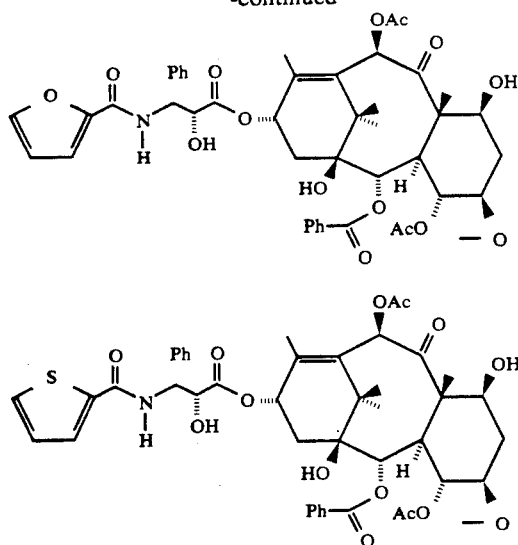
## DETAILED DESCRIPTION OF THE PREFERRED EMBODIMENTS

In accordance with the present invention, it has been discovered that compounds having structural formula (3), in general, and structural formulas (4), (5), and (6), in particular show remarkable properties, in vitro, and are valuable antileukemia and antitumor agents. Their biological activity has been determined in vitro, using tubulin assays according to the method of Parnes et al., *J. Cell Biology*, 91: 479-487 (1981) and human cancer cell lines, and is comparable to that exhibited by taxol and taxotere.

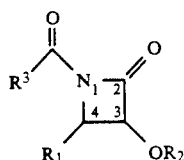


3

-continued



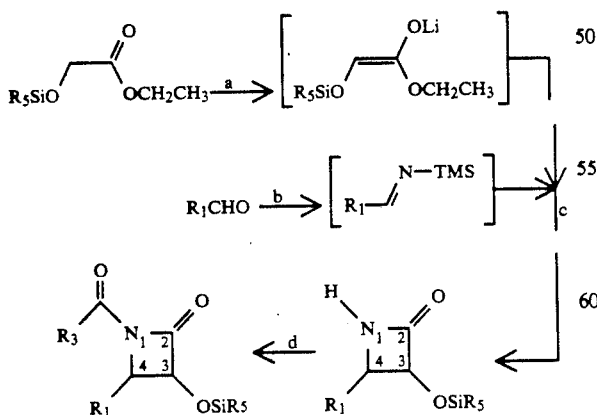
Taxanes having formulas (4), (5) and (6) which have the 2'R, 3'S configuration may be obtained by reacting a  $\beta$ -lactam with metal alkoxides having the taxane tetracyclic nucleus and a C-13 metallic oxide substituent to form compounds having a  $\beta$ -amido ester substituent at C-13. The  $\beta$ -lactams have the following structural formula:



wherein

$R_1$  is phenyl or p-nitrophenyl,  
 $R_2$  is a hydroxy protecting group, and  
 $R_3$  is furyl or thienyl.

$\beta$ -lactams (7) can be prepared from readily available starting materials, as is illustrated by the following reaction scheme:



reagents

(a) lithium diisopropyl amide, tetrahydrofuran ("THF"),  $-78^\circ\text{C. to } -50^\circ\text{C.}$ ;

4

(b) lithium hexamethyl disilazane, THF,  $-78^\circ\text{C. to } 0^\circ\text{C.}$ ;

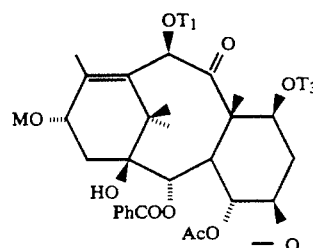
(c) THF,  $-78^\circ\text{C. to } 25^\circ\text{C.}$ , (2h); and

(d) triethylamine and in acyl chloride

The 3-hydroxyl protecting group shown in the above reaction scheme is  $-\text{SiR}_5$  wherein  $R_5$  is trialkyl or triaryl such as triethyl. The 3-hydroxyl may be protected with other standard protecting groups such as 1-ethoxyethyl, or 2,2,2-trichloroethoxymethyl. Additional hydroxy protecting groups and the synthesis thereof may be found in "Protective groups in Organic Synthesis" by T. W. Greene, John Wiley & Sons, 1981.

The racemic  $\beta$ -lactams may be resolved into the pure enantiomers prior to protection by recrystallization of the corresponding 2-methoxy-2-(trifluoromethyl) phenylacetic esters. However, the reaction described hereinbelow in which the  $\beta$ -amido ester side chain is attached has the advantage of being highly diastereoselective, thus permitting the use of a racemic mixture of side chain precursor.

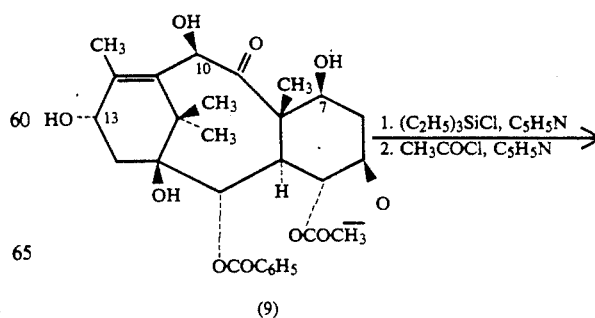
The metal alkoxides having the taxane tetracyclic nucleus and a C-13 metallic oxide substituent have the following structural formula:



wherein  $T_1$  is hydrogen, hydroxyl protecting group, or  $-\text{COT}_2$ ;  $T_2$  is H,  $\text{C}_1\text{-C}_6$  alkyl,  $\text{C}_2\text{-C}_6$  alkenyl,  $\text{C}_2\text{-C}_6$  alkynyl or monocyclic aryl;  $T_3$  is hydrogen or a hydroxy protecting group; and M is a metal, preferably selected from the group comprising Group IA, Group IIA and transition metals, most preferably, Li, Mg, Na, K or Ti.

Preferably, the metal alkoxides are prepared by reacting an alcohol having the taxane tetracyclic nucleus and a C-13 hydroxyl group with an organometallic compound in a suitable solvent. Most preferably, the alcohol is a protected baccatin III, in particular, 7-O-triethylsilyl baccatin III (which can be obtained as described by Greene, et al. in *JACS* 110: 5917 (1988) or by other routes) or 7,10-bis-O-triethylsilyl baccatin III.

As reported in Greene et al., 10-deacetyl baccatin III is converted to 7-O-triethylsilyl-10-deacetyl baccatin III according to the following reaction scheme:





sodium alginate; wetting agents, such as lecithin and polyoxyethylene stearate; and preservatives, e.g., ethyl-p-hydroxybenzoate.

Dosage forms suitable for parenteral administration include solutions, suspensions, dispersions, emulsions and the like. They may also be manufactured in the form of sterile solid compositions which can be dissolved or suspended in sterile injectable medium immediately before use. They may contain suspending or dispersing agents known in the art.

The water solubility of compounds of formula (3) may be improved by modification of the C2' and/or C7 substituents to incorporate appropriate functional groups, E<sub>1</sub> and E<sub>2</sub>. For increased water solubility, E<sub>1</sub> and E<sub>2</sub> may independently be hydrogen and —COG-COR<sup>1</sup> wherein

G is ethylene, propylene, CH=CH, 1,2-cyclohexane, or 1,2-phenylene,

R<sup>1</sup>=OH base, NR<sup>2</sup>R<sup>3</sup>, OR<sup>3</sup>, SR<sup>3</sup>, OCH<sub>2</sub>CONR<sup>4</sup>R<sup>5</sup> or, OH

R<sup>2</sup>=hydrogen, methyl

R<sup>3</sup>=(CH<sub>2</sub>)<sub>n</sub>NR<sup>6</sup>R<sup>7</sup>; (CH<sub>2</sub>)<sub>n</sub>N<sup>⊕</sup>R<sup>6</sup>R<sup>7</sup>R<sup>8</sup>X<sup>⊖</sup>

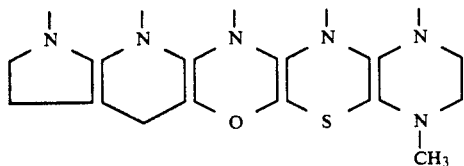
n=1 to 3

R<sup>4</sup>=hydrogen, lower alkyl containing 1 to 4 carbons

R<sup>5</sup>=hydrogen, lower alkyl containing 1 to 4 carbons, benzyl, hydroxyethyl, CH<sub>2</sub>CO<sub>2</sub>H, dimethylaminoethyl

R<sup>6</sup>R<sup>7</sup>=lower alkyl containing 1 or 2 carbons, benzyl or R<sup>6</sup> and

R<sup>7</sup> together with the nitrogen atom of NR<sup>6</sup>R<sup>7</sup> form the following rings



R<sup>8</sup>=lower alkyl containing 1 or 2 carbons, benzyl

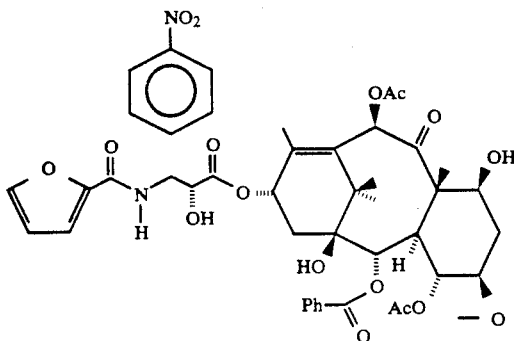
X<sup>⊖</sup>=halide

base=NH<sub>3</sub>, (HOC<sub>2</sub>H<sub>4</sub>)<sub>3</sub>N, N(CH<sub>3</sub>)<sub>3</sub>, CH<sub>3</sub>N(C<sub>2</sub>H<sub>4</sub>OH)<sub>2</sub>, NH<sub>2</sub>(CH<sub>2</sub>)<sub>6</sub>NH<sub>2</sub>, N-methylglucamine, NaOH, KOH.

The preparation of compounds in which X<sub>1</sub> or X<sub>2</sub> is —COG-COR<sup>1</sup> is set forth in Hangwitz U.S. Pat. No. 4,942,184 which is incorporated herein by reference.

The following examples illustrate the invention.

#### EXAMPLE 1



#### Preparation of N-debenzoyl-N-(furoyl)-3'-desphenyl-3'-(4-nitrophenyl) taxol

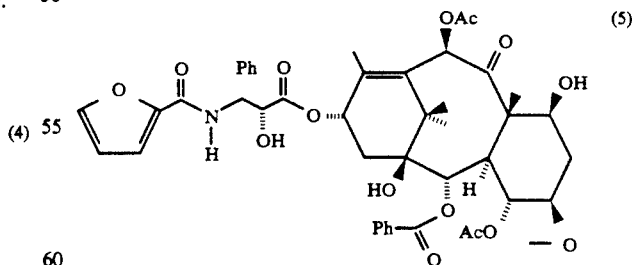
To a solution of 7-triethylsilyl baccatin III (200 mg, 0.286 mmol) in 2 mL of THF at —45° C. was added dropwise 0.174 mL of a 1.63M solution of nBuLi in hexane. After 0.5 h at —45° C., a solution of cis-1-(furoyl)-3-triethylsilyloxy-4-(4-nitrophenyl)azetidin-2-one (596 mg, 1.43 mmol) in 2 mL of THF was added dropwise to the mixture. The solution was warmed to 0° C. and kept at that temperature for 1 h before 1 mL of a 10% solution of AcOH in THF was added. The mixture was partitioned between saturated aqueous NaHCO<sub>3</sub> and 60/40 ethyl acetate/hexane. Evaporation of the organic layer gave a residue which was purified by filtration through silica gel to give 320 mg of a mixture containing (2'R,3'S)-2',7-(bis)triethylsilyl-N-debenzoyl-N-(furoyl)-3'-desphenyl-3'-(4-nitrophenyl) taxol and a small amount of the (2'S,3'R) isomer.

To a solution of 320 mg (0.286 mmol) of the mixture obtained from the previous reaction in 18 mL of acetonitrile and 0.93 mL of pyridine at 0° C. was added 2.8 mL of 48% aqueous HF. The mixture was stirred at 0° C. for 3 h, then at 25° C. for 13 h, and partitioned between saturated aqueous sodium bicarbonate and ethyl acetate. Evaporation of the ethyl acetate solution gave 254 mg of material which was purified by flash chromatography to give 187 mg (74%) N-debenzoyl-N-(furoyl)-3'-desphenyl-3-(4-nitrophenyl) taxol, which was recrystallized from methanol/water.

m.p. 184°–185° C.; [α]<sub>D</sub><sup>25</sup><sub>Na</sub> —60.0° (c 0.006, CHCl<sub>3</sub>).

<sup>1</sup>H NMR (CDCl<sub>3</sub>, 300 MHz) δ 8.26 (d, J=8.79 Hz, 2H, Ar-NO<sub>2</sub>), 8.12 (d, J=7.2 Hz, 2H, benzoate ortho), 7.68 (d, J=8.8 Hz 2H, benzamide ortho), 7.7–7.47 (m, 6 H, aromatic), 7.3 (d, J=9.3 Hz, 1H, NH), 7.02 (d, J=3.3 Hz, 1H, furyl), 6.48 (dd, J=3.3 Hz, 1.65 Hz, 1H, furyl), 6.27 (s, 1H Hz, H10), 6.26 (dd, J=8.5, 8.5 Hz, 1H, H13), 5.87 (dd, J=8.8, 1.65 Hz, 1H, H3'), 5.65 (d, J=6.6 Hz, 1H, H2β), 4.93 (d, J=8.2 Hz, 1H, H5), 4.79 (dd, J=2.7, 1.4 Hz, 1H, H2'), 4.38 (m, 1H, H7), 4.29 (d, J=8.4 Hz, 1H, H20α), 4.18 (d, J=8.4 Hz, 1H, H20β), 3.97 (d, J=3.3 Hz, 1H, 2'OH), 3.79 (d, J=6.6 Hz, 1H, H3), 2.5 (m, 1H, H6a), 2.4 (m 1H, 7OH), 2.38 (s, 3H, 4Ac), 2.27 (m, 2H, H14), 2.22 (s, 3H, 10Ac), 1.88 (m, 1H, H6β), 1.81 (br s, 3H, Me18), 1.78 (s, 1H, 10OH), 1.68 (s, 3H, Me19), 1.21 (s, 3H, Me17), 1.13 (s, 3H, Me16).

#### EXAMPLE 2



#### Preparation of N-debenzoyl-N-(2-furoyl) taxol

To a solution of 7-triethylsilyl baccatin III (200 mg, 0.286 mmol) in 2 mL of THF at —45° C. was added dropwise 0.174 mL of a 1.63M solution of nBuLi in hexane. After 0.5 h at —45° C., a solution of cis-1-(2-furoyl)-3-triethylsilyloxy-4-phenylazetidin-2-one (531

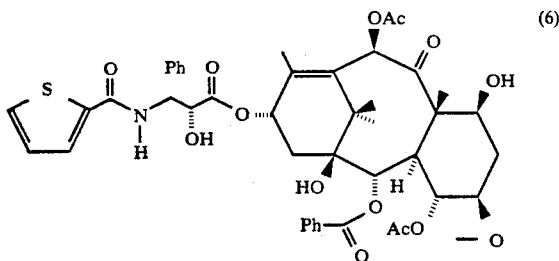
mg, 1.43 mmol) in 2 mL of THF was added dropwise to the mixture. The solution was warmed to 0° C. and kept at that temperature for 1 h before 1 mL of a 10% solution of AcOH in THF was added. The mixture was partitioned between saturated aqueous NaHCO<sub>3</sub> and 60/40 ethyl acetate/hexane. Evaporation of the organic layer gave a residue which was purified by filtration through silica gel to give 306 mg of a mixture containing (2'R,3'S)-2',7-(bis)triethylsilyl-N-debenzoyl-N-(2-furoyl) taxol and a small amount of the (2'S,3'R) isomer.

To a solution of 306 mg (0.286 mmol) of the mixture obtained from the previous reaction in 18 mL of acetonitrile and 0.93 mL of pyridine at 0° C. was added 2.8 mL of 48% aqueous HF. The mixture was stirred at 0° C. for 3 h, then at 25° C. for 13 h, and partitioned between saturated aqueous sodium bicarbonate and ethyl acetate. Evaporation of the ethyl acetate solution gave 240 mg of material which was purified by flash chromatography to give 192 mg (80%) of N-debenzoyl-N-(2-furoyl) taxol, which was recrystallized from methanol/water.

m.p. 172°–174° C.;  $[\alpha]^{25}_{Na} -49.6^\circ$  (c 0.0103, CHCl<sub>3</sub>).

<sup>1</sup>H NMR (CDCl<sub>3</sub>, 300 MHz) δ 8.12 (d, J=7.1 Hz, 2H, benzoate ortho), 7.64–7.33 (m, 9H, aromatic), 7.19 (d, J=8.8 Hz, 1H, NH), 7.01 (d, J=3.3 Hz, 1H, furyl), 6.45 (dd, 1H, furyl), 6.26 (s, 1H, H10), 6.21 (dd, J=8.8, 8.8 Hz, 1H, H13), 5.72 (dd, J=8.8, 1.7 Hz, 1H, H3'), 5.66 (d, J=7.1 Hz, 1H, H2β), 4.92 (d, J=8.2 Hz, 1H, H5), 4.75 (br s, 1H, H2'), 4.40 (m, 1H, H7), 4.28 (d, J=8.2 Hz, 1H, H20α), 4.18 (d, J=8.2 Hz, 1H, H20β), 3.78 (d, J=6.6 Hz, 1H, H3), 3.69 (d, J=3.8 Hz, 1H, 2'OH), 2.53 (m, 1H, H6α), 2.47 (br s, 1H, 7OH), 2.36 (s, 3H, 4Ac), 2.32 (m, 2H, H14), 2.22 (s, 3H, 10Ac), 1.84 (m, 1H, H6β), 1.79 (br s, 3H, Me18), 1.67 (s, 3H, Me19), 1.22 (s, 3H, Me17), 1.13 (s, 3H, Me16).

### EXAMPLE 3



#### Preparation of N-debenzoyl-N-(2-thienoyl) taxol

To a solution of 7-triethylsilyl baccatin III (200 mg, 0.286 mmol) in 2 mL of THF at -45° C. was added dropwise 0.174 mL of a 1.63M solution of nBuLi in hexane. After 0.5 h at -45° C., a solution of cis-1-(2-thienoyl)-3-triethylsilyloxy-4-phenylazetid-2-one (554 mg, 1.43 mmol) in 2 mL of THF was added dropwise to the mixture. The solution was warmed to 0° C. and kept at that temperature for 1 h before 1 mL of a 10% solution of AcOH in THF was added. The mixture was partitioned between saturated aqueous NaHCO<sub>3</sub> and 60/40 ethyl acetate/hexane. Evaporation of the organic layer gave a residue which was purified by filtration through silica gel to give 311 mg of a mixture containing (2'R,3'S)-2',7-(bis)triethylsilyl-N-debenzoyl-N-(2-thienoyl) taxol and a small amount of the (2'S,3'R) isomer.

To a solution of 311 mg (0.286 mmol) of the mixture obtained from the previous reaction in 18 mL of aceto-

nitrile and 0.93 mL of pyridine at 0° C. was added 2.8 mL of 48% aqueous HF. The mixture was stirred at 0° C. for 3 h, then at 25° C. for 13 h, and partitioned between saturated aqueous sodium bicarbonate and ethyl acetate. Evaporation of the ethyl acetate solution gave 246 mg of material which was purified by flash chromatography to give 195 mg (80%) of N-debenzoyl-N-(2-thienoyl) taxol, which was recrystallized from methanol/water.

m.p. 218°–219° C.;  $[\alpha]^{25}_{Na} -47.6^\circ$  (c 0.0103, CHCl<sub>3</sub>).

<sup>1</sup>H NMR (CDCl<sub>3</sub>, 300 MHz) δ 8.12 (d, J=7.1 Hz, 2H, benzoate ortho), 7.64–7.31 (m, 10H, aromatic), 7.05 (dd, 1H, thienyl ring), 6.86 (d, J=9.3 Hz, 1H, NH), 6.23 (s, 1H, H10), 6.21 (dd, J=8.8, 8.8 Hz, 1H, H13), 5.75 (dd, J=8.8, 2.2 Hz, 1H, H3'), 5.66 (d, J=7.1 Hz, 1H, H2β), 4.93 (dd, J=9.3, 1.65 Hz, 1H, H5), 4.78 (dd, J=5.0, 2.7 Hz, 1H, H2'), 4.41 (m, 1H, H7), 4.28 (d, J=8.2 Hz, 1H, H20α), 4.18 (d, J=8.2 Hz, 1H, H20β), 3.78 (d, J=6.6 Hz, 1H, H3), 3.63 (d, J=4.9 Hz, 1H, 2'OH), 2.53 (m, 1H, H6α), 2.48 (d, J=4.4 Hz, 1H, 7OH), 2.36 (s, 3H, 4Ac), 2.30 (m, 2H, H14), 2.23 (s, 3H, 10Ac), 1.85 (m, 1H, H6β), 1.78 (br s, 3H, Me18), 1.68 (s, 3H, Me19), 1.23 (s, 3H, Me17), 1.13 (s, 3H, Me16).

### EXAMPLE 4

Tubulin binding assays were performed using compounds (4), (5), (6) and substantially as set forth in Parness et al., *J. Cell Biology* 91: 479–487 (1981) and compared to taxol and taxotere. The results are presented in Table 1.

TABLE 1

Compound Name/Formula	Tubulin Assay	
	Init. Peak	Rel. Rate
4	219	
5	92	
6	114	
Taxol	100	98
Taxotere	100	—

### EXAMPLE 5

Taxanes 4, 5 and 6 was evaluated in in vitro cytotoxicity activity against human colon carcinoma cells HCT-116 and HCT-116/VM46. The HCT116/VM cells are cells that have been selected for teniposide resistance and express the multidrug resistance phenotype, including resistance to taxol. Cytotoxicity was assessed in HCT116 and HCT VM46 human colon carcinoma cells by XTT (2,3-bis(2-methoxy-4-nitro-5-sulfophenyl)-5-[(phenylamino)carbonyl]-2H-tetrazolium hydroxide) assay (Scudiero et al, "Evaluation of a soluble tetrazolium/formazan assay for cell growth and drug sensitivity in culture using human and other tumor cell lines", *Cancer Res.* 48:4827–4833, 1988). Cells were plated at 4000 cells/well in 96 well microtiter plates and 24 hours later drugs were added and serially diluted. The cells were incubated at 37° C. for 72 hours at which time the tetrazolium dye, XTT, was added. A dehydrogenase enzyme in live cells reduces the XTT to a form that absorbs light at 450 nm which can be quantitated spectrophotometrically. The greater the absorbance the greater the number of live cells. The results are expressed as an IC<sub>50</sub> which is the drug concentration required to inhibit cell proliferation (i.e. absorbance at 450 nm) to 50% of that of untreated control

11

cells. The results are presented in Table 2. Lower numbers indicate greater activity.

TABLE 2

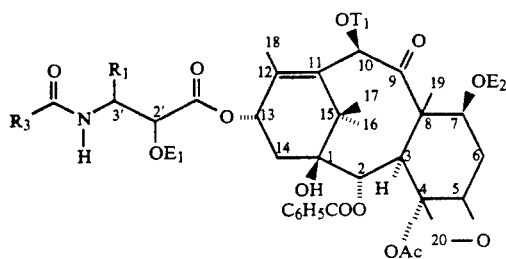
Compound Name/Formula	IC <sub>50</sub>	
	HCT 116	HCT VM46
4	0.002	0.883
5	0.003	0.300
6	0.002	0.202
Taxol	0.004	0.536
Taxotere	0.007	0.246

In view of the above, it will be seen that the several objects of the invention are achieved.

As various changes could be made in the above compositions without departing from the scope of the invention, it is intended that all matter contained in the above description be interpreted as illustrative and not in a limiting sense.

What we claim is:

1. A taxane derivative of the formula



wherein

R<sub>1</sub> is phenyl or p-nitrophenyl,

R<sub>3</sub> is furyl or thienyl,

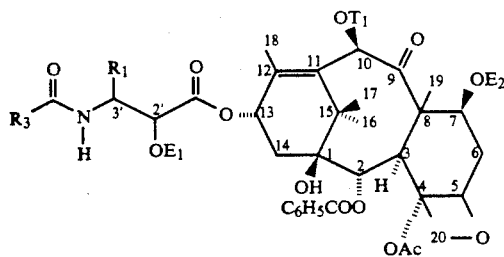
T<sub>1</sub> is hydrogen, hydroxyl protecting group, or -COT<sub>2</sub>,

T<sub>2</sub> is H, C<sub>1</sub>-C<sub>6</sub> alkyl, C<sub>2</sub>-C<sub>6</sub> alkenyl, C<sub>2</sub>-C<sub>6</sub> alkynyl or monocyclic aryl,

Ac is acetyl, and

E<sub>1</sub> and E<sub>2</sub> are independently selected from hydrogen and hydroxyl protecting groups.

2. A taxane derivative of the formula



wherein

R<sub>1</sub> is phenyl or p-nitrophenyl,

R<sub>3</sub> is furyl or thienyl,

T<sub>1</sub> is hydrogen, hydroxyl protecting group, or -COT<sub>2</sub>,

T<sub>2</sub> is H, C<sub>1</sub>-C<sub>6</sub> alkyl, C<sub>2</sub>-C<sub>6</sub> alkenyl, C<sub>2</sub>-C<sub>6</sub> alkynyl or monocyclic aryl,

Ac is acetyl, and

E<sub>1</sub> and E<sub>2</sub> are independently selected from hydrogen, and -COGCR<sup>1</sup> wherein

12

G is ethylene, propylene, CH=CH, 1,2-cyclohexane, or 1,2-phenylene,

R<sup>1</sup>=OH base, NR<sup>2</sup>R<sup>3</sup>, OR<sup>3</sup>, SR<sup>3</sup>, OCH<sub>2</sub>CONR<sup>4</sup>R<sup>5</sup>, OH

R<sup>2</sup>=hydrogen, methyl

R<sup>3</sup>=(CH<sub>2</sub>)<sub>n</sub>NR<sup>6</sup>R<sup>7</sup>; (CH<sub>2</sub>)<sub>n</sub>N<sup>⊕</sup>R<sup>6</sup>R<sup>7</sup>R<sup>8</sup>X<sup>⊖</sup>

n=1 to 3

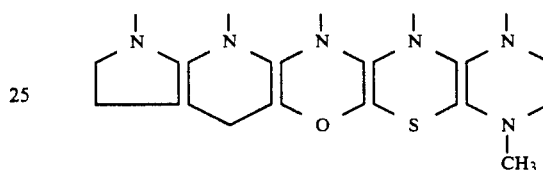
10 R<sup>4</sup>=hydrogen, lower alkyl containing 1 to 4 carbons

R<sup>5</sup>=hydrogen, lower alkyl containing 1 to 4 carbons, benzyl, hydroxyethyl, CH<sub>2</sub>CO<sub>2</sub>H, dimethylaminoethyl

15 R<sup>6</sup>R<sup>7</sup>=lower alkyl containing 1 or 2 carbons, benzyl or R<sup>6</sup> and

R<sup>7</sup> together with the nitrogen atom of NR<sup>6</sup>R<sup>7</sup> form the following rings

20



25 R<sup>8</sup>=lower alkyl containing 1 or 2 carbons, benzyl  
X<sup>⊖</sup>=halide

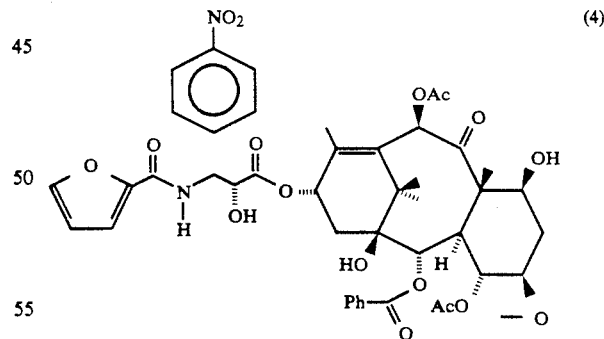
30 base=NH<sub>3</sub>, (HOC<sub>2</sub>H<sub>4</sub>)<sub>3</sub>N, N(CH<sub>3</sub>)<sub>3</sub>,  
CH<sub>3</sub>N(C<sub>2</sub>H<sub>4</sub>OH)<sub>2</sub>, NH<sub>2</sub>(CH<sub>2</sub>)<sub>6</sub>NH<sub>2</sub>, N-methyl-  
glucamine, NaOH, KOH.

35

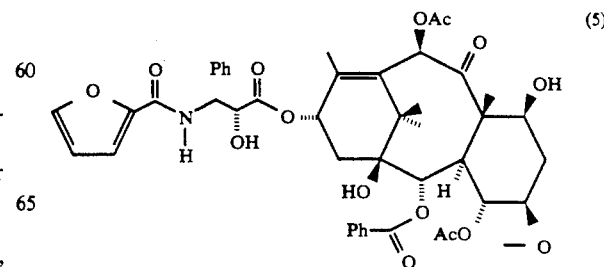
3. The taxane derivative of claim 1 wherein T<sub>1</sub> is -COCH<sub>3</sub>, and E<sub>1</sub> and E<sub>2</sub> are hydrogen.

4. The taxane derivative of claim 1 wherein the taxane derivative has the 2'R, 3'S configuration.

5. A taxane derivative of the formula



45



50

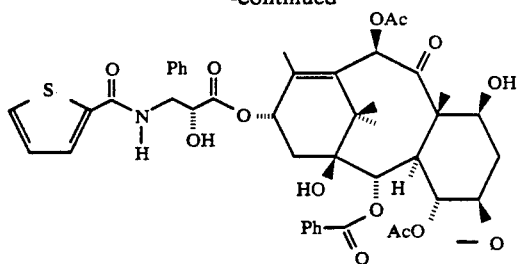
55

60

65



-continued



wherein

Ph is phenyl, and

Ac is acetyl.

6. A pharmaceutical composition which contains the taxane derivative of claim 1 and one or more pharmacologically acceptable, inert or physiologically active diluents or adjuvants.

\* \* \* \* \*

15

20

25

30

35

40

45

50

55

60

65

UNITED STATES PATENT AND TRADEMARK OFFICE  
CERTIFICATE OF CORRECTION

PATENT NO. : 5,283,253

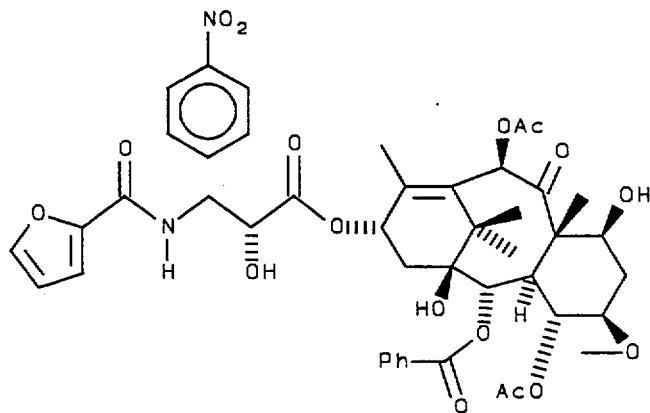
Page 1 of 17

DATED : February 1, 1994

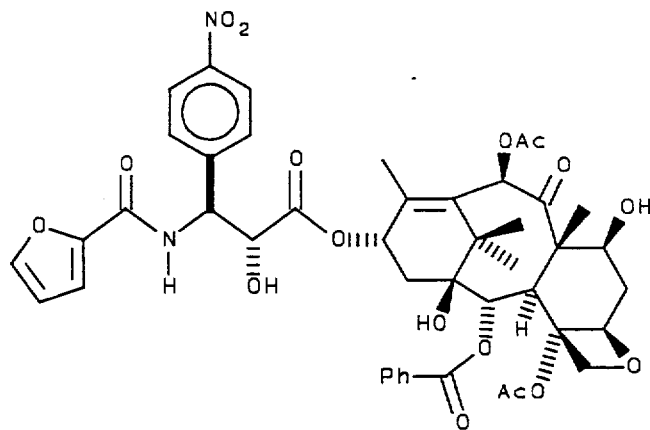
INVENTOR(S) : Robert A. Holton, Kasthuri Rengan, and  
Hossain Nadizadeh

It is certified that error appears in the above-identified patent and that said Letters Patent is hereby corrected as shown below:

In column 2, lines 55-67, please change



to read



UNITED STATES PATENT AND TRADEMARK OFFICE  
CERTIFICATE OF CORRECTION

PATENT NO. : 5,283,253

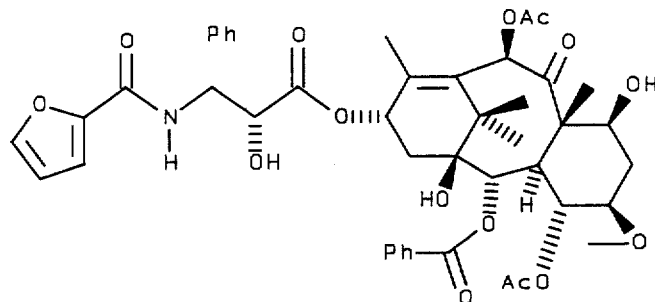
Page 2 of 17

DATED : February 1, 1994

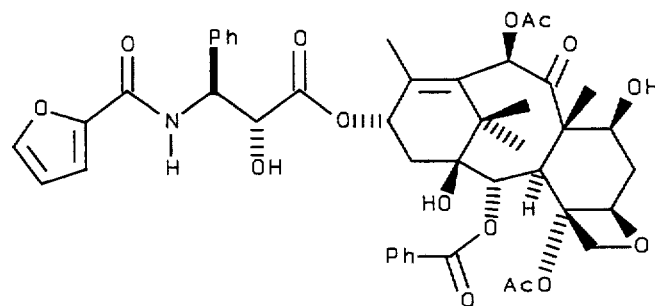
INVENTOR(S) : Robert A. Holton, Kasthuri Rengan, and  
Hossain Nadizadeh

It is certified that error appears in the above-identified patent and that said Letters Patent is hereby corrected as shown below:

In column 3, lines 2-13, please change



to read



UNITED STATES PATENT AND TRADEMARK OFFICE  
CERTIFICATE OF CORRECTION

PATENT NO. : 5,283,253

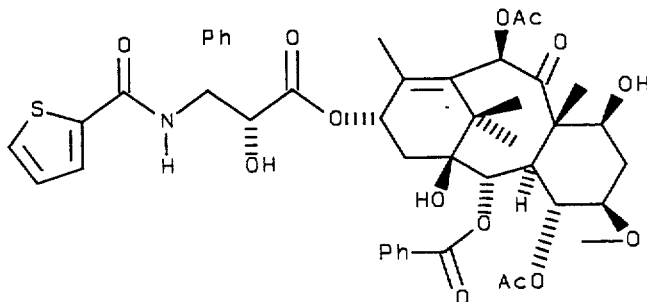
Page 3 of 17

DATED : February 1, 1994

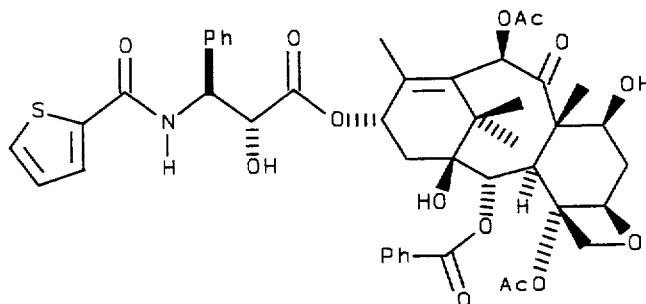
INVENTOR(S) : Robert A. Holton, Kasthuri Rengan, and  
Hossain Nadizadeh

It is certified that error appears in the above-identified patent and that said Letters Patent is hereby corrected as shown below:

In column 3, lines 14-22, please change



to read



UNITED STATES PATENT AND TRADEMARK OFFICE  
CERTIFICATE OF CORRECTION

PATENT NO. : 5,283,253

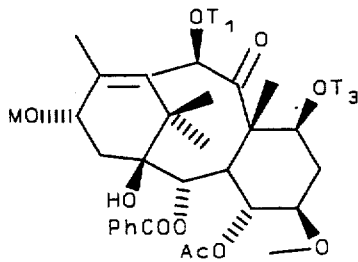
Page 4 of 17

DATED : February 1, 1994

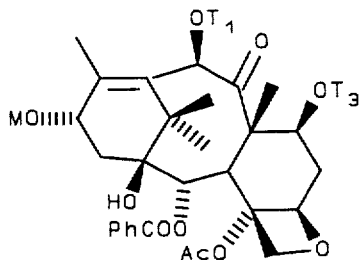
INVENTOR(S) : Robert A. Holton, Kasthuri Rengan, and  
Hossain Nadizadeh

It is certified that error appears in the above-identified patent and that said Letters Patent is hereby corrected as shown below:

In column 4, lines 27-35, please change



to read



UNITED STATES PATENT AND TRADEMARK OFFICE  
CERTIFICATE OF CORRECTION

PATENT NO. : 5,283,253

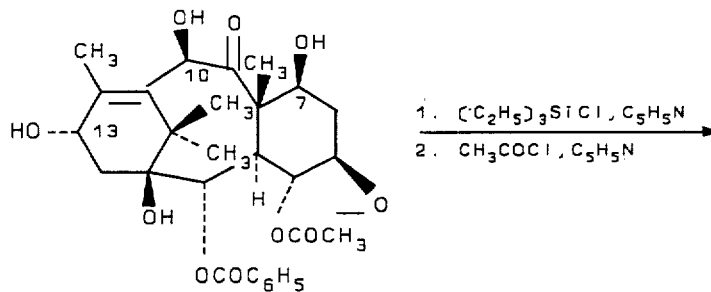
Page 5 of 17

DATED : February 1, 1994

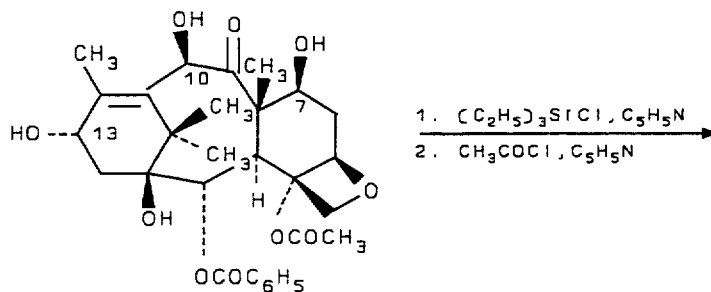
INVENTOR(S) : Robert A. Holton, Kasthuri Rengan, and  
Hossain Nadizadeh

It is certified that error appears in the above-identified patent and that said Letters Patent is hereby corrected as shown below:

In column 4, lines 57-66, please change



to read



UNITED STATES PATENT AND TRADEMARK OFFICE  
CERTIFICATE OF CORRECTION

PATENT NO. : 5,283,253

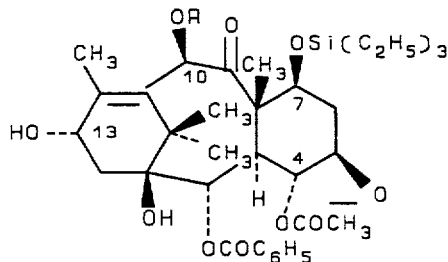
Page 6 of 17

DATED : February 1, 1994

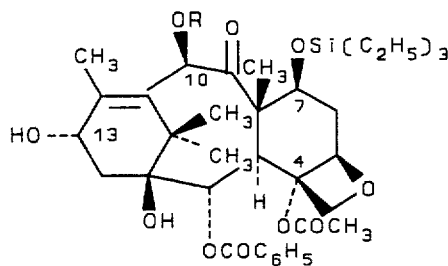
INVENTOR(S) : Robert A. Holton, Kasthuri Rengan, and  
Hossain Nadizadeh

It is certified that error appears in the above-identified patent and that said Letters Patent is hereby corrected as shown below:

In column 5, lines 3-12, please change



to read



UNITED STATES PATENT AND TRADEMARK OFFICE  
CERTIFICATE OF CORRECTION

PATENT NO. : 5,283,253

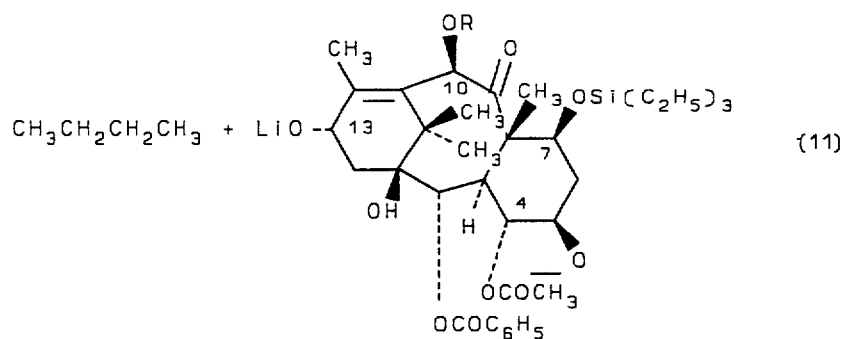
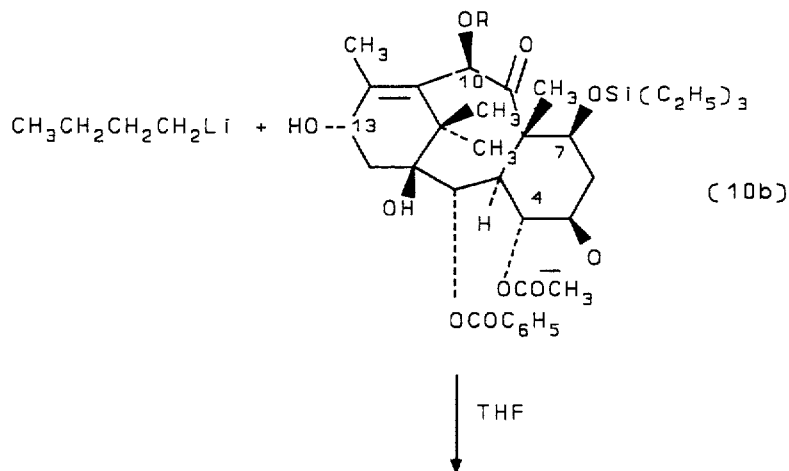
Page 7 of 17

DATED : February 1, 1994

INVENTOR(S) : Robert A. Holton, Kasthuri Rengan, and  
Hossain Nadizadeh

It is certified that error appears in the above-identified patent and that said Letters Patent is hereby corrected as shown below:

In column 5, lines 35-58, please change





UNITED STATES PATENT AND TRADEMARK OFFICE  
CERTIFICATE OF CORRECTION

PATENT NO. : 5,283,253

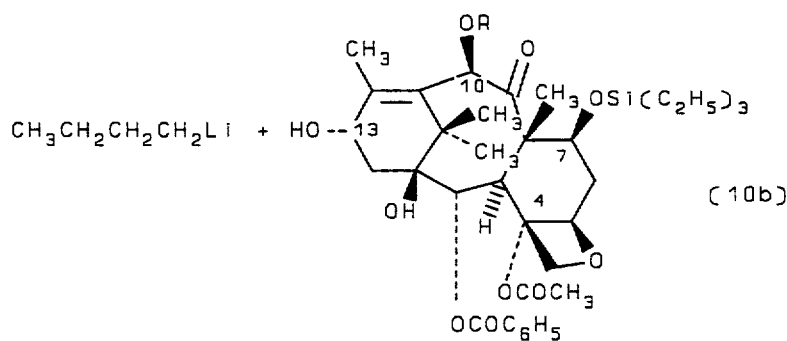
Page 8 of 17

DATED : February 1, 1994

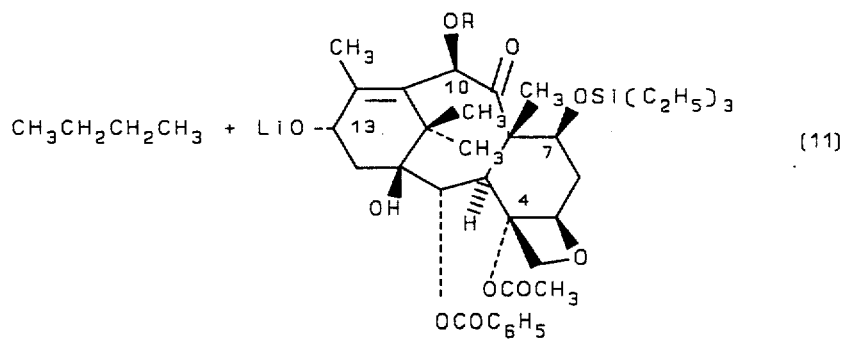
INVENTOR(S) : Robert A. Holton, Kasthuri Rengan, and  
Hossain Nadizadeh

It is certified that error appears in the above-identified patent and that said Letters Patent is hereby corrected as shown below:

to read



THF



UNITED STATES PATENT AND TRADEMARK OFFICE  
CERTIFICATE OF CORRECTION

PATENT NO. : 5,283,253

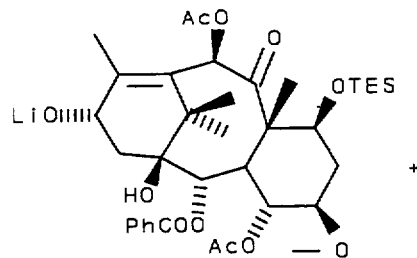
Page 9 of 17

DATED : February 1, 1994

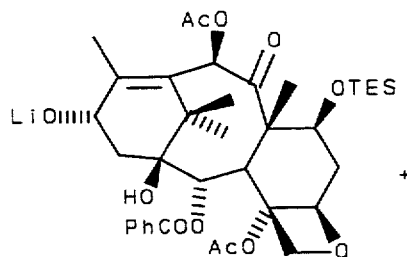
INVENTOR(S) : Robert A. Holton, Kasthuri Rengan, and  
Hossain Nadizadeh

It is certified that error appears in the above-identified patent and that said Letters Patent is hereby corrected as shown below:

In column 6, lines 2-12, please change



to read



UNITED STATES PATENT AND TRADEMARK OFFICE  
CERTIFICATE OF CORRECTION

PATENT NO. : 5,283,253

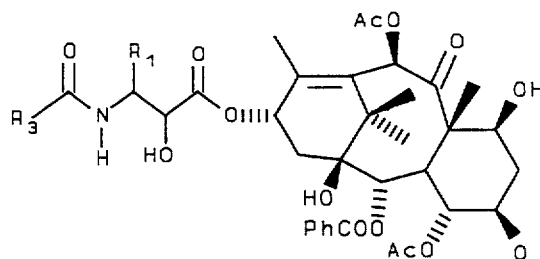
Page 10 17

DATED : February 1, 1994

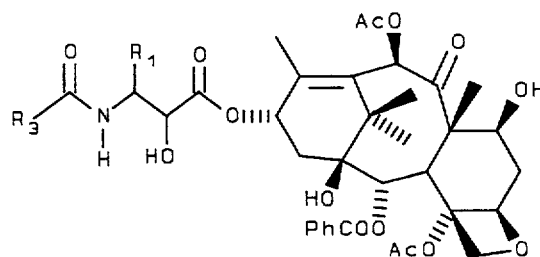
INVENTOR(S) : Robert A. Holton, Kasthuri Rengan, and  
Hossain Nadizadeh

It is certified that error appears in the above-identified patent and that said Letters Patent is hereby corrected as shown below:

In column 6, lines 20-28, please change



to read



UNITED STATES PATENT AND TRADEMARK OFFICE  
CERTIFICATE OF CORRECTION

PATENT NO. : 5,283,253

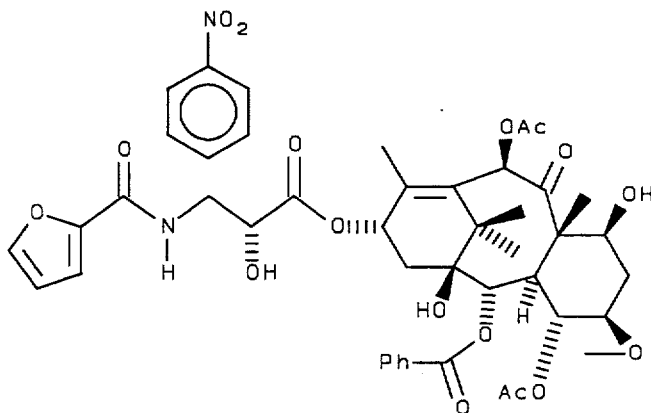
Page 11 of 17

DATED : February 1, 1994

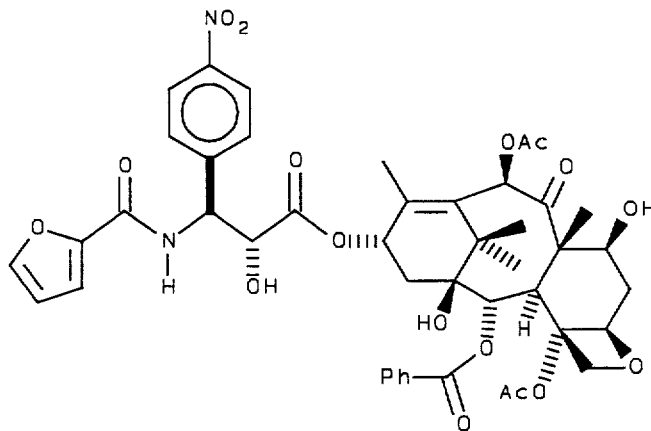
INVENTOR(S) : Robert A. Holton, Kasthuri Rengan, and  
Hossain Nadizadeh

It is certified that error appears in the above-identified patent and that said Letters Patent is hereby corrected as shown below:

In column 7, lines 55-68, please change



to read



UNITED STATES PATENT AND TRADEMARK OFFICE  
CERTIFICATE OF CORRECTION

PATENT NO. : 5,283,253

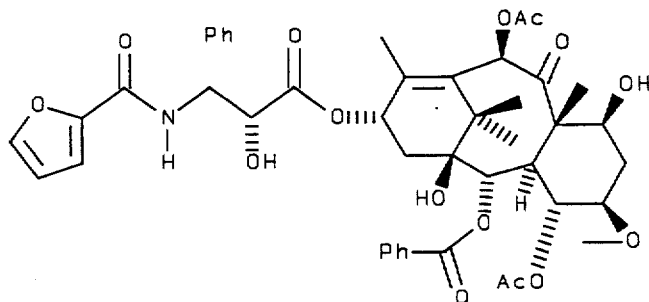
Page 12 of 17

DATED : February 1, 1994

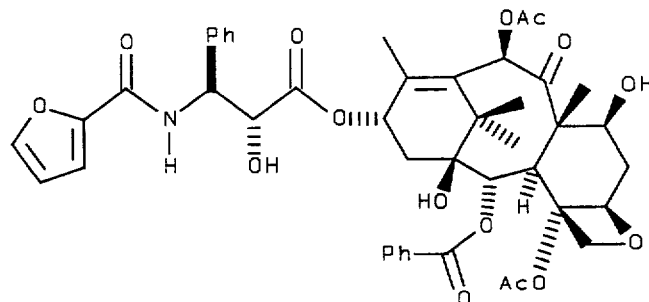
INVENTOR(S) : Robert A. Holton, Kasthuri Rengan, and  
Hossain Nadizadeh

It is certified that error appears in the above-identified patent and that said Letters Patent is hereby corrected as shown below:

In column 8, lines 52-60, please change



to read



UNITED STATES PATENT AND TRADEMARK OFFICE  
CERTIFICATE OF CORRECTION

PATENT NO. : 5,283,253

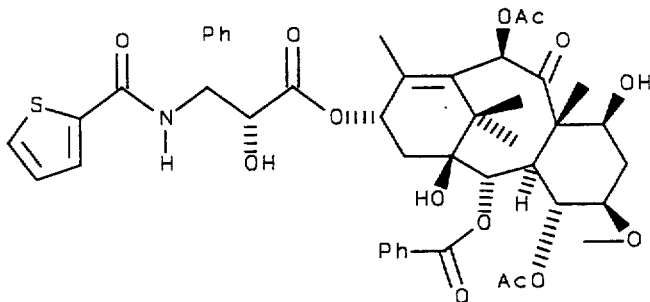
Page 13 of 17.

DATED : February 1, 1994

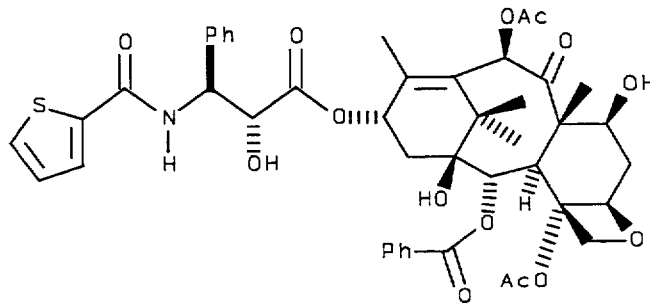
INVENTOR(S) : Robert A. Holton, Kasthuri Rengan, and  
Hossain Nadizadeh

It is certified that error appears in the above-identified patent and that said Letters Patent is hereby corrected as shown below:

In column 9, lines 38-47, please change



to read



UNITED STATES PATENT AND TRADEMARK OFFICE  
CERTIFICATE OF CORRECTION

PATENT NO. : 5,283,253

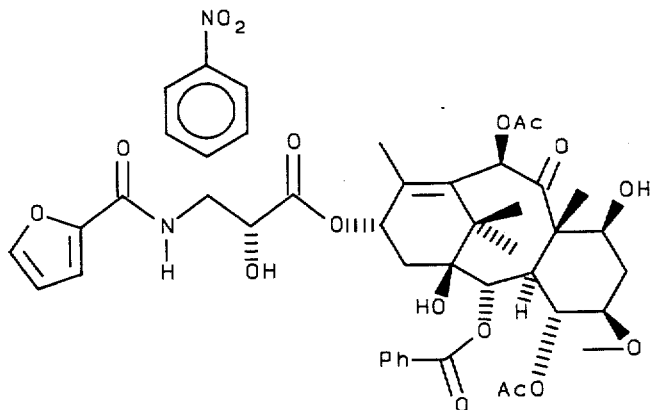
Page 14 of 17

DATED : February 1, 1994

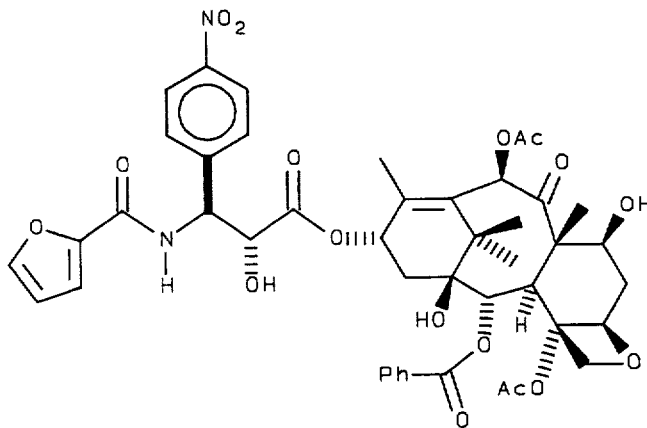
INVENTOR(S) : Robert A. Holton, Kasthuri Rengan, and  
Hossain Nadizadeh

It is certified that error appears in the above-identified patent and that said Letters Patent is hereby corrected as shown below:

In column 12, lines 44-57, please change



to read



UNITED STATES PATENT AND TRADEMARK OFFICE  
CERTIFICATE OF CORRECTION

PATENT NO. : 5,283,253

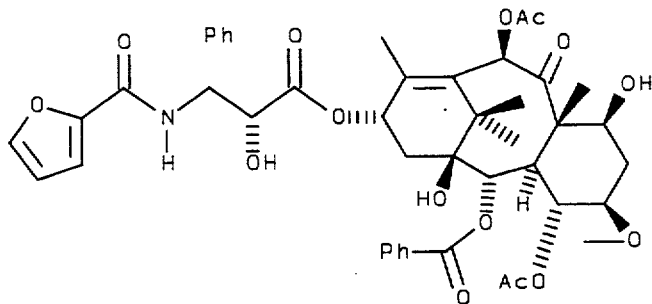
Page 15 of 17

DATED : February 1, 1994

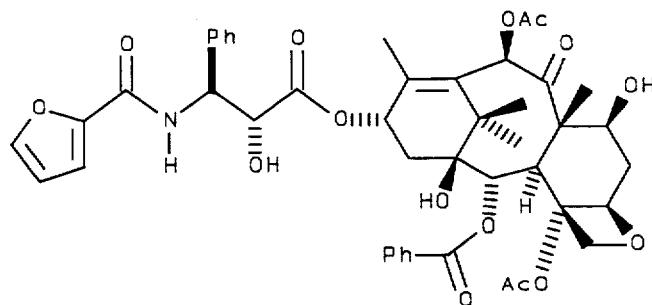
INVENTOR(S) : Robert A. Holton, Kasthuri Rengan, and  
Hossain Nadizadeh

It is certified that error appears in the above-identified patent and that said Letters Patent is hereby corrected as shown below:

In column 12, lines 58-68, please change



to read





UNITED STATES PATENT AND TRADEMARK OFFICE  
CERTIFICATE OF CORRECTION

PATENT NO. : 5,283,253

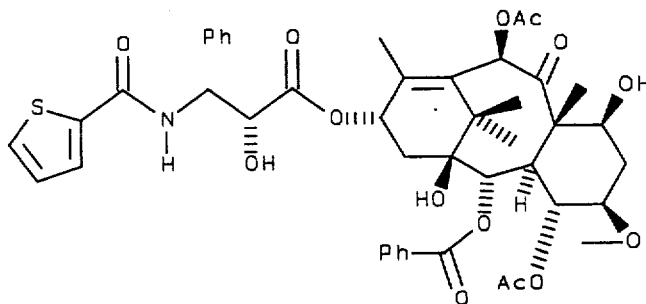
Page 16 of 17

DATED : February 1, 1994

INVENTOR(S) : Robert A. Holton, Kasthuri Rengan, and  
Hossain Nadizadeh

It is certified that error appears in the above-identified patent and that said Letters Patent is hereby corrected as shown below:

In column 13, lines 2-12, please change



UNITED STATES PATENT AND TRADEMARK OFFICE  
CERTIFICATE OF CORRECTION

PATENT NO. : 5,283,253

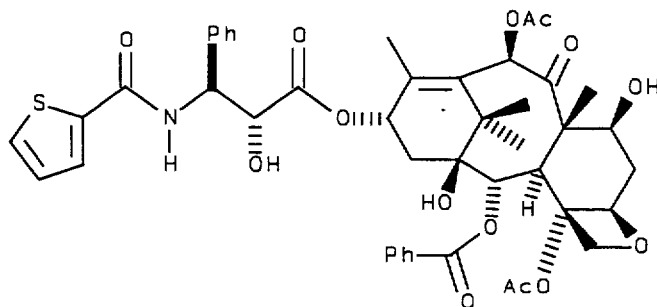
Page 17 of 17.

DATED : February 1, 1994

INVENTOR(S) : Robert A. Holton, Kasthuri Rengan, and  
Hossain Nadizadeh

It is certified that error appears in the above-identified patent and that said Letters Patent is hereby corrected as shown below:

to read



Signed and Sealed this  
Third Day of January, 1995

Attest:

Attesting Officer

BRUCE LEHMAN

Commissioner of Patents and Trademarks